

SPECIFICATIONS

Certifications/Qualifications

ADA Compliant	No
Prop65	No
Dark Sky Compliant	No
Location Rating	Damp

Dimensions

Height	8"
Width	24"
Height From Center Of Wall Opening (Spec Sheet)	5.5"
Depth	6.5"
Weight	5.6 LBS
Canopy Height	4.5"
Canopy Width	6.5"
Canopy Depth	1"

Electrical

Input Voltage	120 V
---------------	-------

Light Source

Light Source	Bulb
Lamp Included	Not Included
# Of Bulbs/LED Modules	3
Max Or Nominal Watt	100 W
Lamp Type	A19
Socket Type	E26 (Medium)
Dimmable	Yes

Mounting/Installation

Interior/Exterior	Interior Product
Mounting Style	WALL MOUNT
Modular	No
Lead Wire Length	6

FIXTURE ATTRIBUTES




Housing/Glass

Primary Material	Steel
Shade Included	No
Shade Dimensions	4 X 5.75

Product/Ordering Information

Finish	Brushed Nickel
--------	----------------

Finishes

-  Brushed Nickel
-  Chrome
-  Olde Bronze



ALSO IN THIS FAMILY

