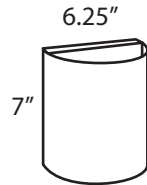


# elegant lighting

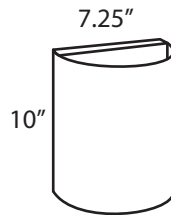


## SL-55 SCONCE SERIES ORDERING INFORMATION

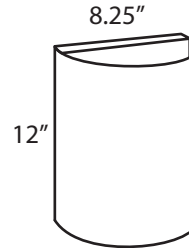
Custom Size  
6"w x 16"h



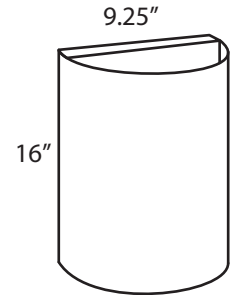
**Small**  
(4" depth)



**Medium**  
(4.5" depth)



**Large**  
(5" depth)



**X-Large**  
(5.5" depth)

### ORDERING INFORMATION

SL-55- \_\_\_\_\_  
1 - 2 - 3 - 4 - 5 - 6

IP54



#### 1. SIZE

S: SMALL  
M: MEDIUM  
L: LARGE  
X: X-LARGE

C: CUSTOM (Consult Factory)

#### 2. DESIGN CODE

SEE BELOW FOR STOCK DESIGNS

For custom designs, Focus will assign a design code after artwork is confirmed.

See attached artwork submittal sheet.

#### 3. LIGHT SOURCE

**SMALL SIZE SCONCE**  
LP4: 4W LED PANEL

**MEDIUM SIZE SCONCE**  
LP4: 4W LED PANEL

**LARGE SIZE SCONCE**  
LP5: 5W LED PANEL  
LP8: 8W LED PANEL

**X-LARGE SIZE SCONCE**  
LP8: 8W LED PANEL  
LP16: 2 X 8W LED PANEL

#### 4. KELVIN

BLANK: 3000K  
52: 5200K

#### 5. VOLTAGE

12: 12 VOLT  
120: 120 VOLT  
240: 240 VOLT  
277: 277 VOLT

#### 6. COLOR

BLT: BLACK TEXTURE  
ATV: ANTIQUE VERDE  
BLK: BLACK GLOSS  
BRT: BRONZE TEXTURE  
CAM: CAMEL TONE  
CPR: CHROME POWDER  
HTX: HUNTER TEXTURE  
RBV: RUBBED VERDE  
RST: RUST  
STU: STUCCO  
WBR: WEATHERED BROWN  
WIR: WEATHERED IRON  
WHT: WHITE GLOSS  
WTX: WHITE TEXTURE

BRS: BRASS, UNFINISHED  
BAR: BRASS, ACID RUST  
BAV: BRASS, ACID VERDE  
BAT: BRASS, BLACK ACID

COP: COPPER, UNFINISHED  
CAR: COPPER, ACID RUST  
CAV: COPPER, ACID VERDE

CUSTOM POWDER COAT  
COLORS AVAILABLE.  
CONSULT FACTORY FOR  
DETAILS

#### SPECIFICATIONS

**Material:** Aluminum, Brass or Copper

**LED Light Source:** Flat Panel LED in 4w, 5w, 8w or 2 x 8w

**Internal LED Driver:** 12v AC input; 120v, 240v or 277v input

**Socket:** None, LED is hard wired

#### Wiring:

12v - Black 18/2 SPT-1W 8" from base of fixture  
120v - Standard Black, White and Green (ground)

#### Power Supply:

12v - Remote 12v AC magnetic transformer  
120v - Direct power

**Finish:** See color options in Ordering Information.  
Custom colors available - consult factory.

Compact Fluorescent option available only for use indoors  
or in sheltered areas with no direct contact with rain.  
See Focus Price Guide for details

#### Custom Design Notes

---

---

---

---


---

---


---

---

#### Stock Powder Coat Colors




#### Brass & Copper Finishes




## PLASMA CUT STOCK DESIGNS ON FILE


Note: Some designs may be altered to fit properly on Small and Medium Sconces




000 = No Design




101 = Fish/Waves



102 = 3 Turtles




103 = Big Turtle




104 = Turtle/Waves



105 = Salmon




106 = Pineapples



107 = Lighthouse



108 = Swordfish



109 = Hibiscus




110 = Plumeria



111 = Bamboo



112 = Bold Pineapple/Flourish




201 = Desert Coyote



301 = Wine



302 = Grapes



401 = Circles



402 = H. Lines

### EXAMPLES OF CUSTOM SIZES & DESIGNS



### CUSTOM VINYL PRINTED LENS AVAILABLE



# Artwork Guidelines for Plasma Cutting

Our goal is to make the art submittal process accurate, timely and convenient. If you cannot provide artwork in the following formats or are not sure what to give us, please call us at 888-882-1350.

## Supported Applications

Photoshop: Supply an un-flattened PSD or TIFF file with minimum 150dpi. **Avoid JPEGs.**

Illustrator: Supply AI file or PDF from AI file. Convert all text to outlines.

InDesign: Supply PDF file only

Freehand: Supply PDF file only

Quark: Supply PDF file only

Corel Draw: Supply PDF file only. Convert all text to curves.

**COLOR:** We prefer Black and White artwork. If color artwork is used, make sure they are solid colors. Plasma cutter cannot recognize fades and color changes.


**FONTs:** All fonts used to create the text in Photoshop must be rasterized, including fonts embedded in placed images. Fonts in Illustrator or Corel documents must be converted to outlines/curves. There are thousands of text fonts available and we cannot have every one on file so please remember to convert your fonts.

**FILE RESOLUTION:** Most file types are made of pixels. Pixels are single units of color that, when viewed together, make up an image (they look like little squares when viewed close in). The more pixels in an image, the better it looks and the crisper it is. An image with low resolution contains fewer pixels, resulting in a jagged look that cannot be plasma cut. We require minimum 150dpi file resolution. **JPEG, BMP and PNG files from web sites cannot be used.**

**STYLE:** Plasma cutting is 2 dimensional process. The image is cut out of the metal so there are the cut areas and the solid metal areas. Make sure your artwork is simplified for cutting process. See below for examples.

**NOTE:** We offer a vinyl printed lens if you require color logos/artwork or have very intricate artwork.

Crossed lines and circles will end up as shown below when plasma cut.



Artwork with simple lines and separation of images will plasma cut correctly

