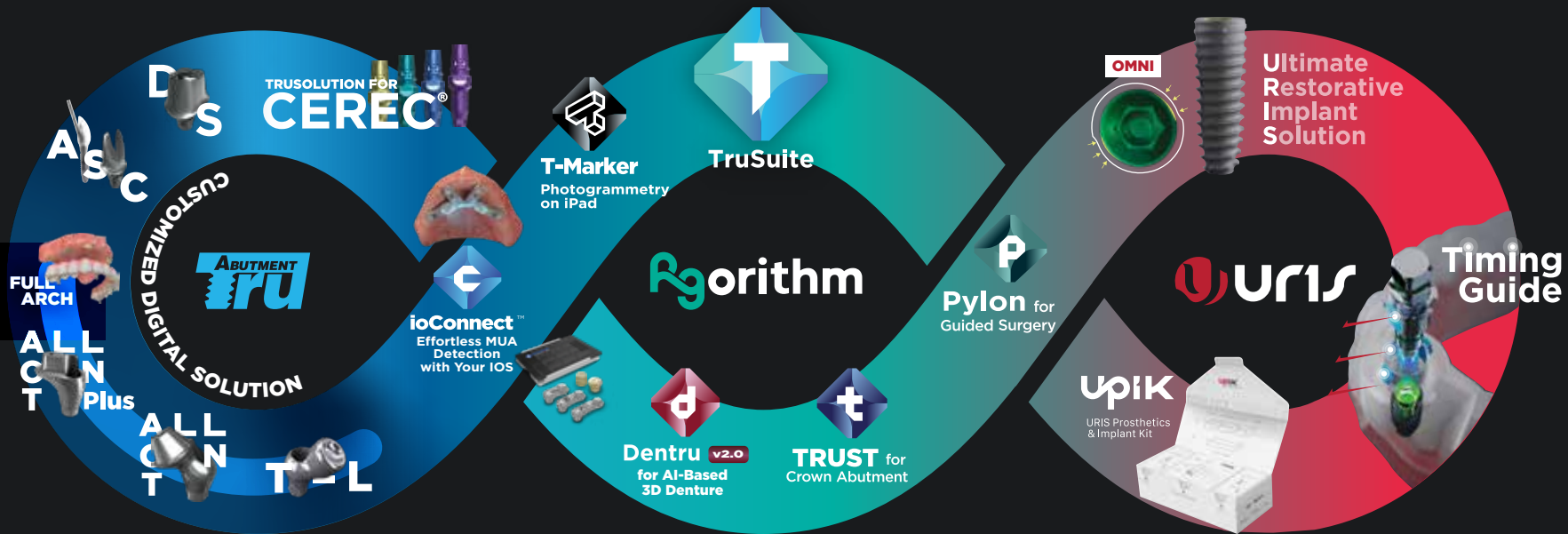


ONE & ONLY TRUSOLUTION

THIS IS IT. WE ARE TRU.

04 / TRUABUTMENT





PYLON
for Guided Surgery



Dentru
for 3D Denture



TruSuite

Level Up Now.

Be a part of the new big thing.



MBuilder
for 3D Model



NGuard
for Nightguard



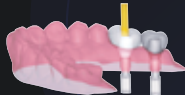
ioConnect
Effortless MUA Detection
with Your IOS

NEW

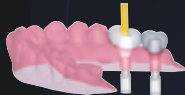


T-Marker
Photogrammetry
on iPad

COMING SOON

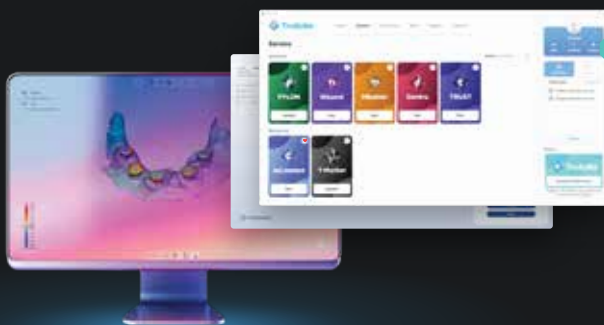
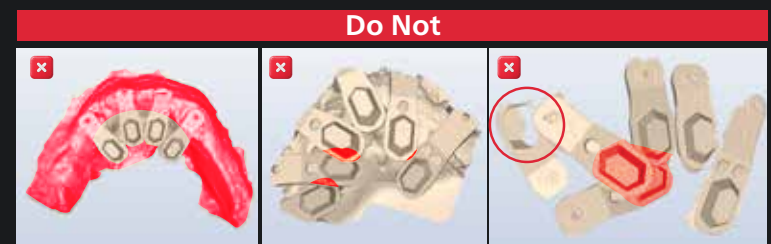



TRUST
for Crown & Abutment





Scan Tip >>> Focusing specifically on the hexagonal portion and **minimizing the scanning area** will improve accuracy.



TruSuite

trusuite.truabutment.com



ioConnect™



Scan to **learn** more

After scanning the ioConnect™ scan bodies, export it and import it to the **ioConnect™ app**. Then you can import the HS cap scan (gingiva data) and the exported ioConnect™ (MUA data) to any dental CAD software to design your temporary/final arch.

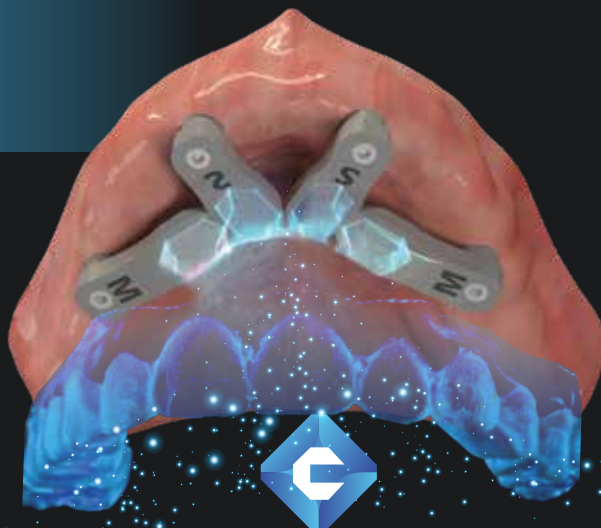
NEW

Open System

Compatible with any dental CAD software for data importation and design.

Minimized Scanning Area

Focus on scanning **just the blue area** to reduce scanning error. Easy access and shorter scanning time.



ioConnect™

Effortless MUA Detection with Your IOS

Effortless MUA Detection with your IOS

Empower your **existing IOS (Intra-Oral Scanner)** to achieve the same photogrammetry workflow.

All About Options

Multiple sizes (**S, M, L**) available for you to choose depending on the implant position and the anatomy of each patient.

All-on-T (M1.4)

MSRP \$3,000



ioConnect™ KIT +

SPECIAL OFFER

GIFT

1 free pack of Direct Screw (20 screws)

URIS (M1.6)

MSRP \$3,000



Straumann®

MSRP \$4,000



CONTENTS

**ONE AND ONLY
TRU SOLUTION**

03

ASC/ASC KIT

10

AOT/T-L

11

AOT PLUS

12

DS

13

**TRUSOLUTION
FOR CEREC®**

14

COMPONENTS

15

**PRODUCT
COMPATIBILITIES**

17

TRU PRODUCTS

20

ONE
AND ONLY
TRU SOLUTION
TRUSOLUTION
COMPONENTS
PRODUCT
COMPATIBILITIES
TRU PRODUCTS

CONTENTS

**ONE AND ONLY
TRU SOLUTION**

03

ASC/ASC KIT

10

AOT/T-L

11

AOT PLUS

12

DS

13

**TRUSOLUTION
FOR CEREC®**

14

COMPONENTS

15


**PRODUCT
COMPATIBILITIES**

17

TRU PRODUCTS

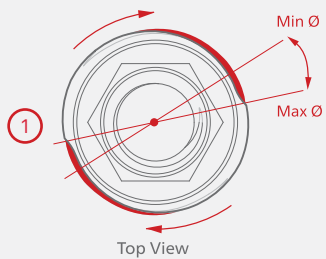
20

URIS IMPLANTS

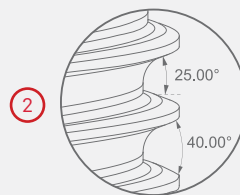


OMNI

OMNI Tapered



**Stress
Reducing Design**



Thread Design

Implantology
made *Simple*



TRUABUTMENT

Temporary
Restoration



Custom
Restoration
Options



URIS IMPLANTS



URIS
Implants



Surgical
Guide



3D Model

upik

URIS Prosthetics & Implant Kit



Timing Guide


with URIS Implants

TRUABUTMENT

ANGULATED SCREW CHANNEL

**Easy & Safe Delivery Every Time.
Esthetics & Functionality Combined.**

Place the screw access channel anywhere on bridge and hybrid restorations to effortlessly correct angulation issues. You may angulate the access hole up to 25 degrees. TruAbutment ASC screwdriver and screws are uniquely designed for easy access and safe delivery. Choose your complimentary ratchet OR latch driver with every ASC abutment order.



NEW OFFER!

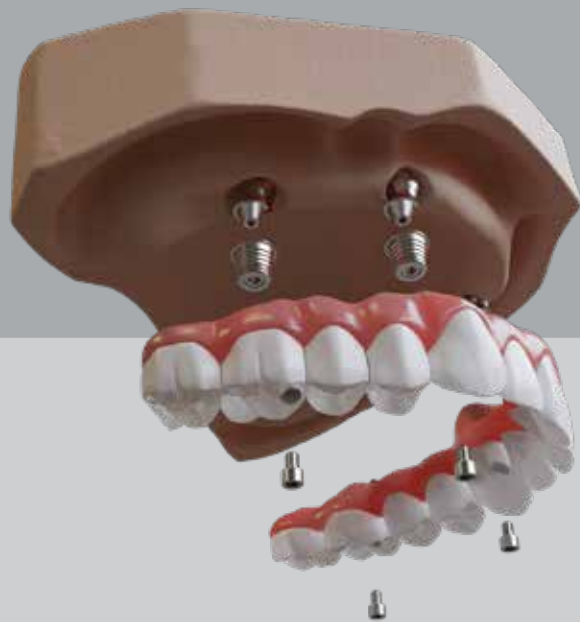


ASC Ratchet Driver Medium



ASC Latch Driver Medium

We now have more options for the **complimentary ASC drivers!** [Update your profile](#) on the customer portal today between a ratchet and a handpiece (latch) driver.



All-On-T
Customized
MUA Solution



T-L
Customized
Overdenture Solution



TRUABUTMENT

FULL ARCH SOLUTION

AOT/T-L

**Completely Customized.
Completely Stabilized.**

Experience the Full Arch Solution with TruAbutment's AOT for multi-unit abutment solution and T-L for customized overdenture solution. Tailor-made emergence profile, height, and stable fitting are all achievable through patient-specific abutments. These two solutions allow you to simplify complex procedures by obtaining the desired angulation and creating the ideal tissue support. You can now offer the gold standard of custom abutments for edentulous patients. It's time to go beyond limitations with TruAbutment.

TRUABUTMENT

FULL ARCH SOLUTION

AOT PLUS

Raising the Bar for Custom MUA Restoration.

AOT Plus enhances your custom MUA restoration options by providing more surface area for support with a bigger screw that can be torqued up to 25 N•cm.



The partial bar-shaped abutments increase the support area for the arch.



By eliminating the use of ti-bases, the overdenture height may be minimized to compensate for the vulnerability of the arch design.

*Secondary screw can be torqued up to 25N•cm



AOT Plus abutment may be utilized directly with overdentures without the need for a ti-base cementation.



The scan error can be minimized by using the wide scan body.



Long Short



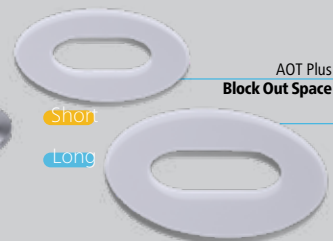
AOT Plus
Conversion
Scan Body



AOT Plus
Scan Body
Short Long



AOT Plus
Digital Analog



AOT Plus
Block Out Space



TruAbutment DS
Custom Abutment


AOT PLUS COMPONENTS

EXCLUSIVE SPLIT-FILE

TruAbutment DS
milling from same file

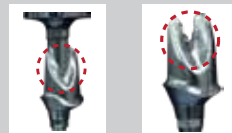


**TruAbutment
Machining Tolerance**
 $< \pm 5$ microns




Light Scope Actual Product

Common CAD/CAM Milling



Before Cutting

After Cutting



Company A
Machining Tolerance
 $> \pm 100$ microns

TRUABUTMENT

DS

One Action. Two Results.

Expect no surprises and save production time by scanning your case only once to produce both the final crown and the abutment from one design file. All TruAbutment DS custom abutments come with 2 screws and a lifetime warranty.



Scan to **learn** more



100% Machine-Milled



No Manual Polishing
Necessary



No Milling Disc



No Pre-milled
Blanks

TRUSOLUTION FOR CEREC®

Adding More to Your Everyday.

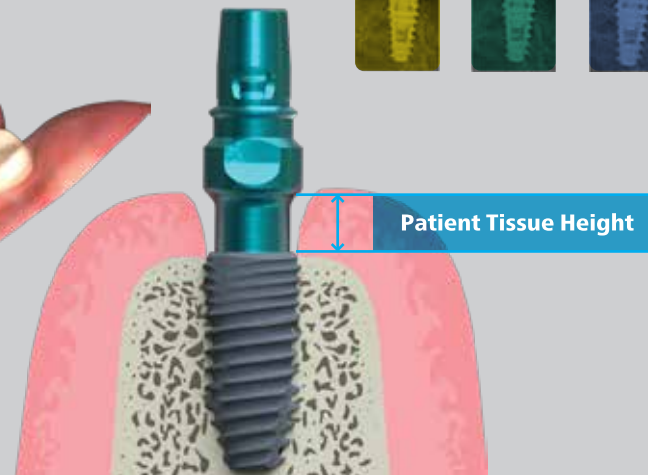
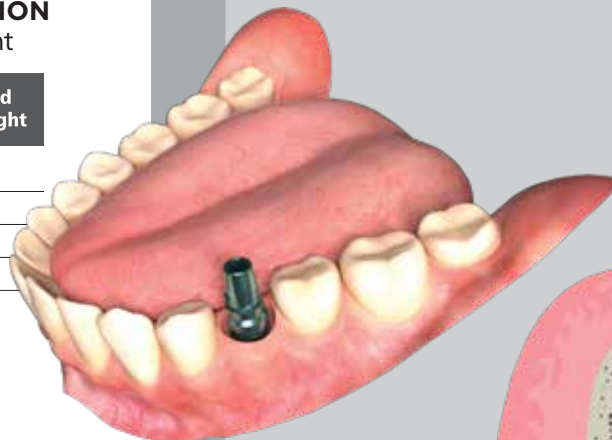
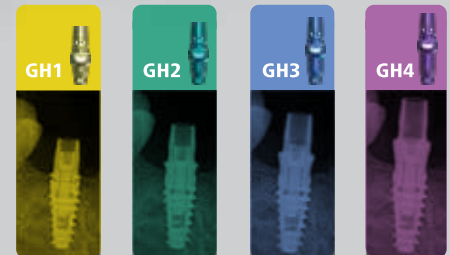
TruScan Post

Available in 4 different gingival heights, this allows for flexibility to scan any implants at various placement. A single patient scan with TruScan Post will open up restorative options for both a SCRCP crown with a TruBase or a full custom abutment.



TRUSCAN POST SELECTION based on patient tissue height

Patient Tissue Height	Recommended Scan Post Height
2mm	GH1
3mm	GH1 - GH2
4mm	GH2 - GH3
5mm	GH3 - GH4
6mm	GH4



All trademarks, trade names, and company names displayed on this page are the property of their respective owners. TruAbutment is not affiliated with, sponsored by, or endorsed by compatible product manufacturers. TruAbutment does not sponsor, endorse, or offer any warranty for their products or services.

TRUABUTMENT

COMPONENTS

Digital Prosthetic Options at Its Best.

TruAbutment components offer all you need and more.

- TruScan Body
- TruBase (Ti-base)
- Digital Lab Analog
- Lab Analog
- Drivers

Digital Lab Analog

Used as an implant replica for 3D printed models. A 2-piece screw type design.

TruBase (Ti-base)


Used for zirconia hybrid abutments and/or SCRP restorations. Both engaging and non-engaging available for most implant systems.

Lab Analog

An implant replica for stone models.

TruScan Body

Used for both intraoral scanning and extraoral scanning. Available for most implant systems in the market. Autoclavable and implant type and size laser-marked.



PRODUCT COMPATIBILITIES


PRODUCT COMPATIBILITIES

pg 21-22

Compatible with
BioHorizons

Internal

3.0 3.5 4.5 5.7

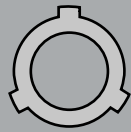


pg 23-26

Compatible with
Camlog

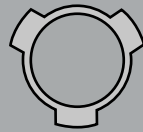
Camlog Internal

3.3 3.8 4.3 5.0 6.0



Conelog Internal

3.3 3.8 4.3 5.0




pg 26

Compatible with
Dentium

SuperLine

Regular

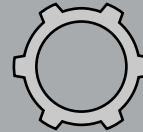


pg 27-29

Compatible with
Dentsply Sirona

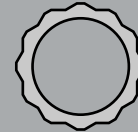
Astra Tech
OsseoSpeed EV

3.0 3.6 4.2 4.8 5.4




Astra Tech
OsseoSpeed TX

3.0



Astra Tech
OsseoSpeed TX

3.5/4.0 4.5/5.0




pg 30

Compatible with
DIO

UF (II) Submerged

Narrow Regular

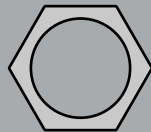


pg 31

Compatible with
Hiossen (Osstem)

ET (TS)

Mini Regular




pg 32

Compatible with
Implant Direct

Legacy

3.0

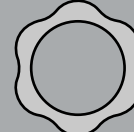


pg 33

Compatible with
Keystone Dental

Prima/Genesis

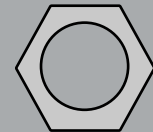
SD RD WD


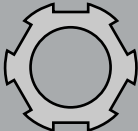


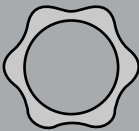

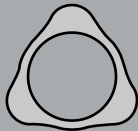





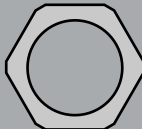



pg 34

Compatible with
MegaGen

AnyRidge




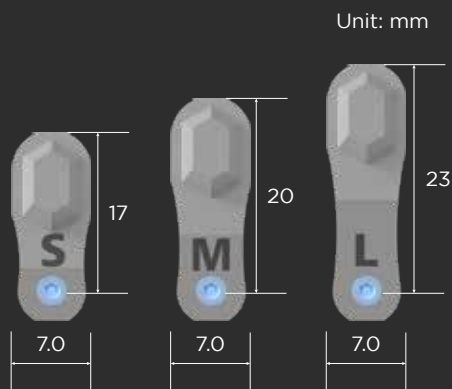
<div>pg 35</div> <div>Compatible with MIS</div>		<div>pg 36</div> <div>Compatible with Neodent</div>		<div>pg 37</div> <div>Compatible with Neoss</div>		<div>pg 38-41</div> <div>Compatible with Nobel Biocare</div>	
C1 NP	C1 SP WP	GM	ProActive 3.25 3.5/6.0	NobelActive 3.0	NobelActive NP RP WP 6.0	NobelReplace NP RP WP	
							
<div>pg 42-44</div> <div>Compatible with Straumann</div>				<div>pg 45-48</div> <div>Compatible with Zimmer Biomet</div>			
Bone level SC	Bone level NC RC	BLX RB WB	Tissue level RN WN	3i Certain 3.4 4.1 5.0 6.0	Eztec 3.1 2.9	TSV 3.5 4.5 5.7	
							

TRU PRODUCTS

**FULL ARCH SOLUTION
&
DRIVERS**

NEW

ioConnect™ Components



Item Code	Description
HS-AT	HS Cap compatible with AOT
HSS-AT	HS Cap Small compatible with AOT
IO-ATL	ioConnect compatible with AOT Long
IO-ATM	ioConnect compatible with AOT Medium
IO-ATS	ioConnect compatible with AOT Short
IOK-AT	ioConnect Kit compatible with AOT

M1.4

AOT

Item Code	Description
HS-UR	HS Cap compatible with URIS
HSS-UR	HS Cap Small compatible with URIS
IO-URL	ioConnect compatible with URIS Long
IO-URM	ioConnect compatible with URIS Medium
IO-URS	ioConnect compatible with URIS Short
IOK-UR	ioConnect Kit compatible with URIS

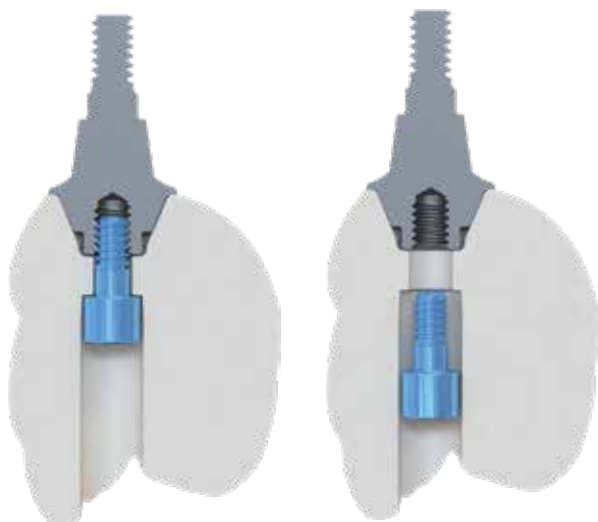
M1.6

URIS

Item Code	Description
HS-ST35	HS Cap compatible with Starumann
HS-ST46	HS Cap compatible with Starumann
HSS-ST35	HS Cap small compatible with Starumann
HSS-ST46	HS Cap small compatible with Starumann
IO-ST35S	ioConnect compatible with Straumann 3.5 Short
IO-ST35M	ioConnect compatible with Straumann 3.5 Medium
IO-ST35L	ioConnect compatible with Straumann 3.5 Long
IO-ST46S	ioConnect compatible with Straumann 4.6 Short
IO-ST46M	ioConnect compatible with Straumann 4.6 Medium
IO-ST46L	ioConnect compatible with Straumann 4.6 Long

STRAUMANN

All-on-T Direct Screw



Hex 1.25 mm

QTY	Item Code
1	CMM-ATDWH
5	CMM-ATDWH(5)
20	CMM-ATDWH (20)

Hex 1.2 mm

QTY	Item Code
1	CMM-ATDWH12
5	CMM-ATDWH12 (5)
20	CMM-ATDWH12 (20)

Unigrip

QTY	Item Code
1	CMM-ATDWU
5	CMM-ATDWU(5)
20	CMM-ATDWU (20)







Torx

QTY	Item Code
1	CMM-ATDWT
5	CMM-ATDWT(5)
20	CMM-ATDWT (20)






All-on-T

All-on-T Components

All-on-T Base		Scan Body	Digital Lab Analog / Lab Analog		Temporary Abutment
 4,35mm	 7,35mm				 12mm
TruBase Short available in 1.25 Hex (AOT-BSSH) and Unigrip Screw (AOT-BSSU)	TruBase Long available in 1.25 Hex (AOT-BSLH) and Unigrip Screw (AOT-BSLU)	Scan Body available in 1.25 Hex (AOT-SBH) and Unigrip Screw (AOT-SBU)	CMM-ATDLA Digital Lab Analog	CMM-ATLA Lab Analog	Temporary Abutment available in 1.25 Hex (CMM -ATTAH) and Unigrip Screw (CMM-ATTAU)

Straight All-on-T & T-L

	1mm	2mm	3mm	Driver
All-on-T Straight				 <p>CMM-ATSD13</p>
T-L Straight				 <p>TLC-TLSD13</p>

Straight All-on-T & T-L Service List

Compatible with		
Manufacturer	Brand	Recommended Torque Value
Dentium	SuperLine	30N·Cm
	Astra Tech™ OsseoSpeed® EV3.0	25N·Cm
Dentsply Sirona	Astra Tech™ OsseoSpeed® EV3.6	25N·Cm
	Astra Tech™ OsseoSpeed® EV4.2	25N·Cm
	Astra Tech™ OsseoSpeed® EV4.8	25N·Cm
	Astra Tech™ OsseoSpeed® EV5.4	25N·Cm
Hiossen (Osstem)	Hiossen ET (Osstem ET) Mini	20N·Cm
	Hiossen ET (Osstem ET) Regular	30N·Cm
Implant Direct	Legacy 3.0	25N·Cm
MegaGen	AnyRidge	30N·Cm
Neodent	GM	25N·Cm
Nobel Biocare	NobelActive 3.0	15N·Cm
	NobelActive NP	35N·Cm
	NobelActive RP	35N·Cm
	NobelActive WP	35N·Cm
Straumann	BLX RB	35N·Cm
	Bone Level SC	25N·Cm
	Bone Level NC	35N·Cm
	Bone Level RC	35N·Cm
URIS	Omni Narrow	20N·Cm
	Omni Regular	30N·Cm
Zimmer Biomet	Eztetic 3.1	30N·Cm
	TSV 3.5	30N·Cm
	TSV 4.5	30N·Cm
	TSV 5.7	30N·Cm

All trademarks, trade names, and company names displayed on this page are the property of their respective owners. TruAbutment is not affiliated with, sponsored by, or endorsed by compatible product manufacturers. TruAbutment does not sponsor, endorse, or offer any warranty for their products or services.

ASC Torque Wrench











ASC-KIT



ASC01

ASC Drivers

ASC Ratchet Driver Short		ASC Ratchet Driver Medium		ASC Ratchet Driver Long	
					
AADR135S		AADR135M		AADR135L	
ASC Hand Driver Medium			ASC Hand Driver Long		
					
ASD135M			ASD135L		
ASC Latch Driver Short		ASC Latch Driver Medium		ASC Latch Driver Long	
					
AADH135S		AADH135M		AADH135L	

2-Way Drivers

Hex 0.9 - Hex 1.25



Hex 1.25—Hex 1.2



TD2W-H09125

Unigrip—Torx



TD2W-H12125

Unigrip—Square



TD2W-TXUG

Torx—Square



TD2W-UGS125


































GM—Hex 0.9














TD2W-TXS125

TD2W-H09GM

Compatible with
BioHorizons











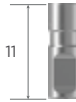









Brand	Platform Color/Size		TruBase		TruScan Body	TruLab Analog	TruDigital Lab Analog	Screw		
			3.5mm	5.5mm				DS/AOT/T-L AOT Plus	ASC	TruBase
Internal	 3.0	Engaging	 BHN-B13S	 BHN-B15S	 10.3 BHN-SB	 11 BHN-LA	 12 BHN-DLA	 BHN-CW	 BHN-AW	 BHN-BS
		Non-Engaging	 BHN-B13B	 BHN-B15B						
Common Torque : 30N•Cm ASC Torque : 25N•Cm AOT Plus Torque : 30N•Cm Screw Driver : Hex 1.25mm										
Internal	 3.5	Engaging	 BH35-B13S	 BH35-B15S	 10 BH35-SB	 11 BH35-LA	 12 BH35-DLA	 BH35-CW	 BH35-AW	 BH35-BS
		Non-Engaging	 BH35-B13B	 BH35-B15B						
Common Torque : 30N•Cm ASC Torque : 25N•Cm AOT Plus Torque : 30N•Cm Screw Driver : Hex 1.25mm										
Internal	 4.5	Engaging	 BH45-B13S	 BH45-B15S	 9.8 BH45-SB	 11 BH45-LA	 12 BH45-DLA	 BH45-CW	 BH45-AW	 BH45-BS
		Non-Engaging	 BH45-B13B	 BH45-B15B						
Common Torque : 30N•Cm ASC Torque : 25N•Cm AOT Plus Torque : 30N•Cm Screw Driver : Hex 1.25mm										

Compatible with
BioHorizons
















Brand	Platform Color/Size	TruBase		TruScan Body	TruLab Analog	TruDigital Lab Analog	Screw		
		3.5mm	5.5mm				DS/AOT/T-L AOT Plus	ASC	TruBase
Internal	 5.7	 BH57-B13S	 BH57-B15S	 BH57-SB	 BH57-LA	 BH57-DLA	 BH35-CW	 BH35-AW	 BHN-BS
		 BH57-B13B	 BH57-B15B						

Common Torque : 30N•Cm
 ASC Torque : 25N•Cm
 AOT Plus Torque : 30N•Cm
 Screw Driver : Hex 1.25mm





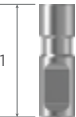
















Compatible with
Camlog

Brand	Platform Color/Size	TruBase		TruScan Body	TruLab Analog	TruDigital Lab Analog	Screw		
		3.5mm	5.5mm				DS/AOT/T-L	ASC	TruBase
Camlog Internal	 3.3	Engaging	 3.9 CA33-B13S	 3.9 CA33-B15S	 10.3 CA33-SB	 11 CA33-LA	 14.5 CA33-DLA		
			Common Torque : 20N•Cm ASC Torque : 20N•Cm Screw Driver : Hex 1.25mm AOT Plus : Unavailable						
Camlog Internal	 3.8	Engaging	 4.0 CA38-B13S	 4.0 CA38-B15S	 9.9 CA38-SB	 11 CA38-LA	 14.5 CA38-DLA	 CA33-CW	 CA33-AW
			Common Torque : 20N•Cm ASC Torque : 20N•Cm Screw Driver : Hex 1.25mm AOT Plus : Unavailable						
Camlog Internal	 4.3	Engaging	 4.5 CA43-B13S	 4.5 CA43-B15S	 9.9 CA43-SB	 11 CA43-LA	 14.5 CA43-DLA		
			Common Torque : 20N•Cm ASC Torque : 20N•Cm Screw Driver : Hex 1.25mm AOT Plus : Unavailable						










Compatible with
Camlog

Brand	Platform Color/Size	Engaging	TruBase		TruScan Body	TruLab Analog	TruDigital Lab Analog	Screw		
			3.5mm	5.5mm				DS/AOT/T-L	ASC	TruBase
Camlog Internal	 5.0	Engaging	 CA50-B13S	 CA50-B15S	 CA50-SB	 CA50-LA	 CA50-DLA	 CA50-CW	 CA50-AW	 CA50-BS
	Common Torque : 20N•Cm ASC Torque : 20N•Cm Screw Driver : Hex 1.25mm AOT Plus : Unavailable									
Camlog Internal	 6.0	Engaging	 CA60-B13S	 CA60-B15S	 CA60-SB	 CA60-LA	 CA60-DLA			
	Common Torque : 20N•Cm ASC Torque : 20N•Cm Screw Driver : Hex 1.25mm AOT Plus : Unavailable									






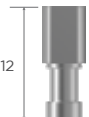





Compatible with
Camlog

Brand	Platform Color/Size	TruBase		TruScan Body	TruLab Analog	TruDigital Lab Analog	Screw		
		3.5mm	5.5mm				DS/AOT/T-L	ASC	TruBase
Conelog Internal	 3.3	Engaging	 3.9 CN33-B13S	 3.9 CN33-B15S	 10.3 CN33-SB	 11 CN33-LA	 12 CN33-DLA		
			Common Torque : 20N•Cm ASC Torque : 20N•Cm Screw Driver : Hex 1.25mm AOT Plus : Unavailable						
Conelog Internal	 3.8	Engaging	 4.0 CN38-B13S	 4.0 CN38-B15S	 10.3 CN38-SB	 11 CN38-LA	 12 CN38-DLA	 CN33-CW	 CN33-AW
			Common Torque : 20N•Cm ASC Torque : 20N•Cm Screw Driver : Hex 1.25mm AOT Plus : Unavailable						
								 CN33-BS	
Conelog Internal	 4.3	Engaging	 4.5 CN43-B13S	 4.5 CN43-B15S	 10.3 CN43-SB	 11 CN43-LA	 12 CN43-DLA		
			Common Torque : 20N•Cm ASC Torque : 20N•Cm Screw Driver : Hex 1.25mm AOT Plus : Unavailable						






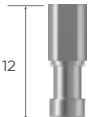










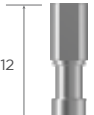










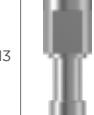





Compatible with
Camlog

Brand	Platform Color/Size	TruBase		TruScan Body	TruLab Analog	TruDigital Lab Analog	Screw		
		3.5mm	5.5mm				DS/AOT/T-L	ASC	TruBase
Conelog Internal	 5.0	 5.2 CN50-B13S	 5.2 CN50-B15S	 10.3 CN50-SB	 11 CN50-LA	 13 CN50-DLA	 CN50-CW	 CN50-AW	 CN50-BS
Common Torque : 20N•Cm ASC Torque : 20N•Cm Screw Driver : Hex 1.25mm AOT Plus : Unavailable									




















Compatible with
Dentium

Brand	Platform Color/Size		TruBase		TruScan Body	TruLab Analog	TruDigital Lab Analog	Screw		
			3.5mm	5.5mm				DS/AOT/T-L	ASC	TruBase
SuperLine	 Regular	Engaging	 4.3 DSU-B13S	 4.3 DSU-B15S	 10.3 DSU-SB	 11 DSU0-LA	 12 DSU-DLA	 DSU-CW	 DSU-AW	 DSU-BS
		Non-Engaging	 4.3 DSU-B13B	 4.3 DSU-B15B						
			Common Torque : 30N•Cm ASC Torque : 25N•Cm Screw Driver : Hex 1.25mm AOT Plus : Unavailable							





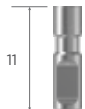








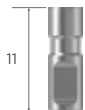













Compatible with
Dentsply Sirona

Brand	Platform Color/Size	TruBase		TruScan Body	TruLab Analog	TruDigital Lab Analog	Screw			
		3.5mm	5.5mm				DS/AOT/T-L AOT Plus	ASC	TruBase	
Astra Tech OsseoSpeed EV	 3.0	Engaging	 AE30-B13S	 AE30-B15S	 AE30-SB	 AE30-LA	 AE30-DLA	 AE30-CW	 AE30-AW	 AE30-BS
		Non-Engaging	 AE30-B13B	 AE30-B15B						
Astra Tech OsseoSpeed EV	 3.6	Engaging	 AE36-B13S	 AE36-B15S	 AE36-SB	 AE36-LA	 AE36-DLA	 AE36-CW	 AE36-AW	 AE36-BS
		Non-Engaging	 AE36-B13B	 AE36-B15B						
Astra Tech OsseoSpeed EV	 4.2	Engaging	 AE42-B13S	 AE42-B15S	 AE42-SB	 AE42-LA	 AE42-DLA	 AE42-CW	 AE42-AW	 AE42-BS
		Non-Engaging	 AE42-B13B	 AE42-B15B						
Common Torque : 25N•Cm ASC Torque : 25N•Cm AOT Plus Torque : 25N•Cm Screw Driver : Hex 1.25mm										















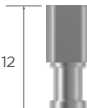





Compatible with
Dentsply Sirona

Brand	Platform Color/Size		TruBase		TruScan Body	TruLab Analog	TruDigital Lab Analog	Screw		
			3.5mm	5.5mm				DS/AOT/T-L AOT Plus	ASC	TruBase
Astra Tech OsseoSpeed EV	 4.8	Engaging	 4.95 AE48-B13S	 4.95 AE48-B15S	 10.3 AE48-SB	 11 AE48-LA	 13 AE48-DLA	 AE48-CW	 AE48-AW	 AE48-BS
		Non-Engaging	 4.95 AE48-B13B	 4.95 AE48-B15B						
Astra Tech OsseoSpeed EV	 5.4	Engaging	 5.4 AE54-B13S	 5.4 AE54-B15S	 10.3 AE54-SB	 11 AE54-LA	 13 AE54-DLA			
		Non-Engaging	 5.4 AE54-B13B	 5.4 AE54-B15B						
Common Torque : 25N•Cm ASC Torque : 25N•Cm AOT Plus Torque : 25N•Cm Screw Driver : Hex 1.25mm										

Compatible with
Dentsply Sirona























Brand	Platform Color/Size	Engaging	TruBase		TruScan Body	TruLab Analog	TruDigital Lab Analog	Screw		
			3.5mm	5.5mm				DS/AOT/T-L	ASC	TruBase
Astra Tech OsseoSpeed TX	 3.0	Engaging	 AS3-B13S	 AS3-B15S	 AS3-SB	 AS3-LA	 AS3-DLA	 AS3-CW	 AS3-AW	 AS3-BS
	Common Torque : 15N•Cm ASC Torque : 15N•Cm Screw Driver : Hex 1.25mm AOT Plus : Unavailable									
Astra Tech OsseoSpeed TX	 3.5 4.0	Engaging	 AS4-B13S	 AS4-B15S	 AS4-SB	 AS4-LA	 AS4-DLA	 AS4-CW	 AS4-AW	 AS4-BS
	Common Torque : 20N•Cm ASC Torque : 20N•Cm Screw Driver : Hex 1.25mm AOT Plus : Unavailable									
Astra Tech OsseoSpeed TX	 4.5 5.0	Engaging	 AS5-B13S	 AS5-B15S	 AS5-SB	 AS5-LA	 AS5-DLA	 AS5-CW	 AS5-AW	 AS5-BS
	Common Torque : 25N•Cm ASC Torque : 25N•Cm Screw Driver : Hex 1.25mm AOT Plus : Unavailable									

Compatible with
DIO

Brand	Platform Color/Size	TruBase		TruScan Body	TruLab Analog	TruDigital Lab Analog	Screw			
		3.5mm	5.5mm				DS/AOT/T-L	ASC	TruBase	
UF (II) Submerged	<div> Narrow</div>	Engaging	 3.5 DUN-B13S	 3.5 DUN-B15S	 10.5 DUN-SB	 11 DUN-LA	 12 DUN-DLA	 DUN-CW	 DUN-AW	 DUN-BS
			Common Torque : 15N•Cm ASC Torque : 15N•Cm Screw Driver : Hex 1.2mm AOT Plus : Unavailable							
UF (II) Submerged	<div> Regular</div>	Engaging	 4.3 DUR-B13S	 4.3 DUR-B15S	 10.3 DUR-SB	 11 DUR-LA	 12 DUR-DLA	 DUR-CW	 DUR-AW	 DUR-BS
			Common Torque : 30N•Cm ASC Torque : 25N•Cm Screw Driver : Hex 1.2mm AOT Plus : Unavailable							
		Non-Engaging	 4.3 DUR-B13B	 4.3 DUR-B15B						












Compatible with

Hiossen (Osstem)

Brand	Platform Color/Size	TruBase		TruScan Body	TruLab Analog	TruDigital Lab Analog	Screw			
		3.5mm	5.5mm				DS/AOT/T-L AOT Plus	ASC	TruBase	
ET (TS)	<div> Mini</div>	Engaging	<div><div>4.0</div> OTM-B13S</div>	<div><div>4.0</div> OTM-B15S</div>	<div><div>10.5</div> OTM-SB</div>	<div><div>11</div> OTM-LA</div>	<div><div>12</div> OTM-DLA</div>	 OTM-CW	 OTM-AW	 OTM-BS
		Non-Engaging	<div><div>4.0</div> OTM-B13B</div>	<div><div>4.0</div> OTM-B15B</div>						
Common Torque : 20N•Cm ASC Torque : 20N•Cm AOT Plus Torque : 20N•Cm Screw Driver : Hex 1.2mm										
ET (TS)	<div> Regular</div>	Engaging	<div><div>4.3</div> OTR-B13S</div>	<div><div>4.3</div> OTR-B15S</div>	<div><div>10.3</div> OTR-SB</div>	<div><div>11</div> OTR-LA</div>	<div><div>12</div> OTR-DLA</div>	 OTR-CW	 OTR-AW	 OTR-BS
		Non-Engaging	<div><div>4.3</div> OTR-B13B</div>	<div><div>4.3</div> OTR-B15B</div>						
Common Torque : 30N•Cm ASC Torque : 25N•Cm AOT Plus Torque : 30N•Cm Screw Driver : Hex 1.2mm										

Compatible with

Implant Direct

Brand	Platform Color/Size	TruBase		TruScan Body	TruLab Analog	TruDigital Lab Analog	Screw		
		3.5mm	5.5mm				DS/AOT/T-L	ASC	TruBase
Legacy	 <div>3.0</div>	 <div>IDL30-B13S</div>	 <div>IDL30-B15S</div>	 <div>IDL30-SB</div>	 <div>IDL30-LA</div>	 <div>IDL30-DLA</div>	 <div>IDL30-CW</div>	 <div>IDL30-AW</div>	 <div>IDL30-BS</div>
		 <div>IDL30-B13B</div>	 <div>IDL30-B15B</div>						

Common Torque : 25N•Cm






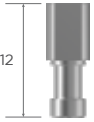















ASC Torque : 25N•Cm

Screw Driver : Hex 1.25mm












AOT Plus : Unavailable

Compatible with

Keystone Dental
































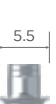

Brand	Platform Color/Size	TruBase		TruScan Body	TruLab Analog	TruDigital Lab Analog	Screw		
		3.5mm	5.5mm				DS/AOT/T-L	ASC	TruBase
Prima/ Genesis	 SD	 KPS-B13S	 KPS-B15S	 KPS-SB	 KPS-LA	 KPS-DLA			
	<p>Common Torque : 30N•Cm ASC Torque : 25N•Cm Screw Driver : Square AOT Plus : Unavailable</p>								
Prima/ Genesis	 RD	 KPR-B13S	 KPR-B15S	 KPR-SB	 KPR-LA	 KPR-DLA	 KPS-CW	 KPS-AW	 KPS-BS
	<p>Common Torque : 30N•Cm ASC Torque : 25N•Cm Screw Driver : Square AOT Plus : Unavailable</p>								
Prima/ Genesis	 WD	 KPW-B13S	 KPW-B15S	 KPW-SB	 KPW-LA	 KPW-DLA			
	<p>Common Torque : 30N•Cm ASC Torque : 25N•Cm Screw Driver : Square AOT Plus : Unavailable</p>								

Compatible with
MegaGen

Brand	Platform Color/Size	TruBase		TruScan Body	TruLab Analog	TruDigital Lab Analog	Screw		
		3.5mm	5.5mm				DS/AOT/T-L AOT Plus	ASC	TruBase
AnyRidge		Engaging  MRD-B13S	Engaging  MRD-B15S	 MRD-SB	 MRD-LA	 MRD-DLA	 MRD-CW	 MRD-AW	 MRD-BS
		Non-Engaging  MRD-B13B	Non-Engaging  MRD-B15B						

Common Torque : 30N•Cm
 ASC Torque : 25N•Cm
 AOT Plus Torque : 30N•Cm
 Screw Driver : Hex 1.2mm












Compatible with
MIS

Brand	Platform Color/Size		TruBase		TruScan Body	TruLab Analog	TruDigital Lab Analog	Screw		
			3.5mm	5.5mm				DS/AOT/T-L	ASC	TruBase
C1	 NP	Engaging								
		Non-Engaging								
<div>Common Torque : 30N•Cm ASC Torque : 25N•Cm Screw Driver : Hex 1.25mm AOT Plus : Unavailable</div>										
C1	 SP	Engaging								
		Non-Engaging								
<div>Common Torque : 30N•Cm ASC Torque : 25N•Cm Screw Driver : Hex 1.25mm AOT Plus : Unavailable</div>										
C1	 WP	Engaging								
		Non-Engaging								
<div>Common Torque : 30N•Cm ASC Torque : 25N•Cm Screw Driver : Hex 1.25mm AOT Plus : Unavailable</div>										

All trademarks, trade names, and company names displayed on this page are the property of their respective owners. TruAbutment is not affiliated with, sponsored by, or endorsed by compatible product manufacturers. TruAbutment does not sponsor, endorse, or offer any warranty for their products or services.






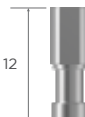












Compatible with

Neodent




















Brand	Platform Color/Size	TruBase		TruScan Body	TruLab Analog	TruDigital Lab Analog	Screw		
		3.5mm	5.5mm				DS/AOT/T-L AOT Plus	ASC	TruBase
GM		 NDG-B13S	 NDG-B15S	 NDG-SB	 NDG-LA	 NDG-DLA	 NDG-CW	 NDG-AW	 NDG-BS
		 NDG-B13B	 NDG-B15B						

Common Torque : 25N•Cm
ASC Torque : 25N•Cm
AOT Plus Torque : 25N•Cm
Screw Driver : Exclusive Neodent
 GM Torx

Compatible with
Neoss






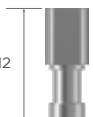













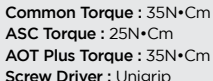
Brand	Platform Color/Size	Engaging	TruBase		TruScan Body	TruLab Analog	TruDigital Lab Analog	Screw		
			3.5mm	5.5mm				DS/AOT/T-L	ASC	TruBase
ProActive Straight	 3.25	Engaging	 NSN-B13S	 NSN-B15S	 NSN-SB	 NSN-LA	 NSN-DLA	 NSN-CW	 NSN-AW	 NSN-BS
	Common Torque : 32N•Cm ASC Torque : 25N•Cm Screw Driver : Exclusive Neoss Torx AOT Plus : Unavailable									
ProActive	 3.5 6.0	Engaging	 NSR-B13S	 NSR-B15S	 NSR-SB	 NSR-LA	 NSR-DLA	 NSR-CW	 NSR-AW	 NSR-BS
	Common Torque : 32N•Cm ASC Torque : 25N•Cm Screw Driver : Exclusive Neoss Torx AOT Plus : Unavailable									

Compatible with
Nobel Biocare

Brand	Platform Color/Size	TruBase		TruScan Body	TruLab Analog	TruDigital Lab Analog	Screw			
		3.5mm	5.5mm				DS/AOT/T-L	ASC	TruBase	
NobelActive	<div><div>*</div><div></div><div>3.0</div></div>	Engaging	 3.5 NA3-B13S	 3.5 NA3-B15S	 10.5 NA3-SB	 11 NA3-LA	 12 NA3-DLA	 NA3-CW	 NA3-BS	
	<div>Common Torque : 15N•Cm Screw Driver : Unigrip ASC : Unavailable AOT Plus : Unavailable</div>									
NobelActive	<div><div></div><div></div><div>NP</div></div>	Engaging	 4.0 NAN-B13S	 4.0 NAN-B15S	 10.5 NAN-SB	 11 NAN-LA	 12 NAN-DLA	 NAN-CW	 NAN-AW	 NAN-BS
	<div>Common Torque : 35N•Cm ASC Torque : 25N•Cm AOT Plus Torque : 35N•Cm Screw Driver : Unigrip</div>		Non-Engaging	 4.0 NAN-B13B	 4.0 NAN-B15B					



















*ASC/AOT/T-L/AOT Plus unavailable

Compatible with
Nobel Biocare

Brand	Platform Color/Size		TruBase		TruScan Body	TruLab Analog	TruDigital Lab Analog	Screw									
			3.5mm	5.5mm				DS/AOT/T-L AOT Plus	ASC	TruBase							
NobelActive	 RP	Engaging	 NAR-B13S	 NAR-B15S	 NAR-SB	 NAR-LA	 NAR-DLA										
		Non-Engaging	 NAR-B13B	 NAR-B15B							 NAR-CW	 NAR-AW	 NAR-BS				
NobelActive	 WP	Engaging	 NAW-B13S	 NAW-B15S	 NAW-SB	 NAW-LA	 NAW-DLA										
		Non-Engaging	 NAW-B13B	 NAW-B15B													
















Compatible with

Nobel Biocare


































Brand	Platform Color/Size		TruBase		TruScan Body	TruLab Analog	TruDigital Lab Analog	Screw		
			3.5mm	5.5mm				DS/AOT/T-L	ASC	TruBase
NobelReplace		Engaging								
			NRN-B13S	NRN-B15S	NRN-SB	NRN-LA	NRN-DLA	NRN-CW	NRN-AW	NRN-BS
Common Torque : 35N•Cm ASC Torque : 25N•Cm Screw Driver : Unigrip AOT Plus : Unavailable										
NobelReplace		Engaging								
			NRR-B13S	NRR-B15S	NRR-SB	NRR-LA	NRR-DLA	NRR-CW	NRR-AW	NRR-BS
Common Torque : 35N•Cm ASC Torque : 25N•Cm Screw Driver : Unigrip AOT Plus : Unavailable										

Compatible with





























Nobel Biocare

Brand	Platform Color/Size	Engaging	TruBase		TruScan Body	TruLab Analog	TruDigital Lab Analog	Screw		
			3.5mm	5.5mm				DS/AOT/T-L	ASC	TruBase
NobelReplace		Engaging	 NRW-B13S	 NRW-B15S	 NRW-SB	 NRW-LA	 NRW-DLA	 NRR-CW	 NRR-AW	 NRR-BS
	<p>Common Torque : 35N•Cm ASC Torque : 25N•Cm Screw Driver : Unigrip AOT Plus : Unavailable</p>									
NobelReplace		Engaging	 NR6-B13S	 NR6-B15S	 NR6-SB	 NR6-LA	 NR6-DLA			
	<p>Common Torque : 35N•Cm ASC Torque : 25N•Cm Screw Driver : Unigrip AOT Plus : Unavailable</p>									

Compatible with
Straumann















Brand	Platform Color/Size		TruBase		TruScan Body	TruLab Analog	TruDigital Lab Analog	Screw		
			3.5mm	5.5mm				DS/AOT/T-L AOT Plus	ASC	TruBase
Bone Level	 SC	Engaging	 SBS-B13S	 SBS-B15S	 SBS-SB	 SBS-LA	 SBS-DLA	 SBS-CW	 SBS-AW	 SBS-BS
		Non-Engaging	 SBS-B13B	 SBS-B15B						
Bone Level	 NC	Engaging	 SBN-B13S	 SBN-B15S	 SBN-SB	 SBN-LA	 SBN-DLA	 SBN-CW	 SBN-AW	 SBN-BS
		Non-Engaging	 SBN-B13B	 SBN-B15B						
Bone Level	 RC	Engaging	 SBR-B13S	 SBR-B15S	 SBR-SB	 SBR-LA	 SBR-DLA	 SBR-CW	 SBR-AW	 SBR-BS
		Non-Engaging	 SBR-B13B	 SBR-B15B						
Common Torque : 25N•Cm ASC Torque : 25N•Cm AOT Plus Torque : 25N•Cm Screw Driver : Torx										
Common Torque : 35N•Cm ASC Torque : 25N•Cm AOT Plus Torque : 35N•Cm Screw Driver : Torx										
Common Torque : 35N•Cm ASC Torque : 25N•Cm AOT Plus Torque : 35N•Cm Screw Driver : Torx										

Compatible with
Straumann

Brand	Platform Color/Size		TruBase		TruScan Body	TruLab Analog	TruDigital Lab Analog	Screw										
			3.5mm	5.5mm				DS/AOT/T-L AOT Plus	ASC	TruBase								
BLX	 RB	Engaging																
																		
		Non-Engaging									11	12	SXR-CW	SXR-AW	SXR-BS			
																		
BLX	 WB	Engaging			10.5													
																11	13	SXR-CW
		Non-Engaging									11	13	SXR-CW	SXR-BS				
																		

*ASC/AOT/T-L/AOT Plus unavailable





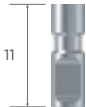










Compatible with
Straumann

Brand	Platform Color/Size	TruBase		TruScan Body	TruLab Analog	TruDigital Lab Analog	Screw		
		3.5mm	5.5mm				DS/AOT/T-L	ASC	TruBase
Tissue Level	<div><div>*</div><div><div>RN</div></div></div>	<div><div>5.2</div><div></div><div>STR-B13S</div></div>	<div><div>5.2</div><div></div><div>STR-B15S</div></div>	<div><div>9.4</div><div></div><div>STR-SB</div></div>	<div><div>12.5</div><div></div><div>STR-LA</div></div>	<div><div>16.9</div><div></div><div>STR-DLA</div></div>			
	<div><div>Common Torque : 35N•Cm</div><div>Screw Driver : Torx</div><div>ASC : Unavailable</div><div>AOT Plus : Unavailable</div></div>								
Tissue Level	<div><div>*</div><div><div>WN</div></div></div>	<div><div>6.4</div><div></div><div>STW-B13S</div></div>	<div><div>6.4</div><div></div><div>STW-B15S</div></div>	<div><div>10.1</div><div></div><div>STW-SB</div></div>	<div><div>12.5</div><div></div><div>STW-LA</div></div>	<div><div>18.5</div><div></div><div>STW-DLA</div></div>	<div></div> <div>STR-CW</div>		<div></div> <div>STR-BS</div>
	<div><div>Common Torque : 35N•Cm</div><div>Screw Driver : Torx</div><div>ASC : Unavailable</div><div>AOT Plus : Unavailable</div></div>								














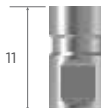

*Call for details regarding AOT/T-L

Compatible with





















Zimmer Biomet

Brand	Platform Color/Size	Engaging	TruBase		TruScan Body	TruLab Analog	TruDigital Lab Analog	Screw		
			3.5mm	5.5mm				DS/AOT/T-L	ASC	TruBase
3i Certain	 3.4	Engaging	 BC34-B13S	 BC34-B15S	 9.9 BC34-SB	 11 BC34-LA	 13 BC34-DLA	 BC34-CW	 BC34-AW	 BC34-BS
	<p>Common Torque : 20N•Cm ASC Torque : 20N•Cm Screw Driver : Hex 1.2mm AOT Plus : Unavailable</p>									
3i Certain	 4.1	Engaging	 BC41-B13S	 BC41-B15S	 9.9 BC41-SB	 11 BC41-LA	 13 BC41-DLA			
	<p>Common Torque : 20N•Cm ASC Torque : 20N•Cm Screw Driver : Hex 1.2mm AOT Plus : Unavailable</p>									




















Compatible with
Zimmer Biomet

Brand	Platform Color/Size	Engaging	TruBase		TruScan Body	TruLab Analog	TruDigital Lab Analog	Screw		
			3.5mm	5.5mm				DS/AOT/T-L	ASC	TruBase
3i Certain	 5.0	Engaging	 BC50-B13S	 BC50-B15S	 9.9 BC50-SB	 11 BC50-LA	 13 BC50-DLA	 BC34-CW	 BC34-AW	 BC34-BS
	<p>Common Torque : 20N•Cm ASC Torque : 20N•Cm Screw Driver : Hex 1.2mm AOT Plus : Unavailable</p>									
3i Certain	 6.0	Engaging	 BC60-B13S	 BC60-B15S	 9.9 BC60-SB	 11 BC60-LA	 13 BC60-DLA			
	<p>Common Torque : 20N•Cm ASC Torque : 20N•Cm Screw Driver : Hex 1.2mm AOT Plus : Unavailable</p>									

Compatible with
Zimmer Biomet

Brand	Platform Color/Size		TruBase		TruScan Body	TruLab Analog	TruDigital Lab Analog	Screw		
			3.5mm	5.5mm				DS/AOT/T-L AOT Plus	ASC	TruBase
Eztetic 3.1	 2.9	Engaging	 ZVN-B13S	 ZVN-B15S	 ZVN-SB	 ZVN-LA	 ZVN-DLA	 ZVN-CW	 ZVN-AW	 ZVN-BS
			<div>Common Torque : 30N•Cm ASC Torque : 25N•Cm AOT Plus Torque : 30N•Cm Screw Driver : Hex 1.25mm</div>							
TSV	 3.5	Engaging	 ZV3-B13S	 ZV3-B15S	 ZV3-SB	 ZV3-LA	 ZV3-DLA	 ZV3-CW	 ZV3-AW	 ZV3-BS
			Non-Engaging	 ZV3-B13B	 ZV3-B15B					

Compatible with
Zimmer Biomet

Brand	Platform Color/Size		TruBase		TruScan Body	TruLab Analog	TruDigital Lab Analog	Screw		
			3.5mm	5.5mm				DS/AOT/T-L AOT Plus	ASC	TruBase
TSV	 4.5	Engaging	 ZV4-B13S	 ZV4-B15S	 ZV4-SB	 ZV4-LA	 ZV4-DLA	 ZV3-CW	 ZV3-AW	 ZV3-BS
		Non-Engaging	 ZV4-B13B	 ZV4-B15B						
TSV	 5.7	Engaging	 ZV5-B13S	 ZV5-B15S	 ZV5-SB	 ZV5-LA	 ZV5-DLA			
		Non-Engaging	 ZV5-B13B	 ZV5-B15B						

Common Torque : 30N•Cm
ASC Torque : 25N•Cm
AOT Plus Torque : 30N•Cm
Screw Driver : Hex 1.25mm

Common Torque : 30N•Cm
ASC Torque : 25N•Cm
AOT Plus Torque : 30N•Cm
Screw Driver : Hex 1.25mm

