


Stainless Steel and Bronze Pumps

Our longtime customers rely on our Stainless Steel and Bronze pumps, and once you own one, you'll know why. Five different models with flow rates from 225 gph to 1200 gph cover a wide variety of uses. All pumps in this series come with a two-year warranty and will provide trouble-free use in freshwater, saltwater, chlorinated or brominated water (3-5ppm). You can even use it in hot water up to 110°F. Power cords, 6' or 20', are standard. Custom cord lengths are available up to 100'. Stainless Steel and Bronze pumps are widely used in koi ponds, water gardening, and applications where dependability and longevity are a must.

Features & Benefits


- Two year warranty
- Premium Stainless Steel and Bronze construction for longevity
- 6' or 20' power cord for convenience
- Suitable for fresh, salt, chlorinated or brominated water (max of 3-5ppm)
- Can be used in hot water applications up to 110°F
- Extremely quiet operation
- Use submerged or in open air below water level
- All models feature a flow adjuster
-  listed for consumer confidence

Pump Applications

- Ideal for koi pond applications
- Ponds and water gardens
- Medium to large sized fountains
- Water displays
- Waterfalls and streams
- Aeration

S225/S320


3 3/4" x 4 1/2"
1/2" intake
1/4" discharge
Includes CFS100 pre-filter



Two Year
Warranty

S580/S900/S1200

4 1/2" x 6 1/4"
3/4" intake
1/2" discharge
Shown with mounting bracket
SPB1 (sold separately)



Model	Amps (Min/Max)	Watts (Min/Max)	Max Flow (gph)	Max Ht.	1'	3'	5'	7'	9'	11'	13'	15'	17'
S225	.86-.95	49-60	275	6'	250	175	85	-	-	-	-	-	-
S320	1.1-1.3	68-89	375	12'	360	335	305	262	215	-	-	-	-
S580	2.2-2.6	138-203	860	14'	830	750	675	580	475	345	125	-	-
S900	2.2-2.8	156-234	885	16'	855	790	725	650	560	460	350	175	-
S1200	3.0-3.8	208-312	1100	18'	1070	1000	925	850	760	675	560	425	225

All Pump tests are performed at 120 volts