



LITHIUM

## EDGE ELITE

PTX33-45

3,300 - 4,500 lbs. Capacity

Powered Pallet Jack



Capacity  
3300-4500lb



Lithium Battery



Compact Size



Low  
Service Weight



Smart Design



Highly  
Cost Effective



Easy  
Maintenance



CE Mark

Why choose between price and quality **WHEN YOU CAN HAVE BOTH!**



## HIGHLIGHTS

- ▶ American Curtis Travel Controller with CAN-bus control
- ▶ Brushless DC permanent magnetic drive motor
- ▶ Lithium battery: 24V/20Ah (PTX33) 48V/20Ah (PTX45)
- ▶ Built-in charger
- ▶ Fast charging 2 hours
- ▶ Battery heating system (PTX45)
- ▶ Smart handle with keyless pin-code panel, RFID card (PTX45), and LCD display with battery indicator and hour meter
- ▶ Pinwheel turning - drive with tiller in vertical position
- ▶ Ergonomic control handle with horn and emergency belly button, dual butterfly-style thumb controls for traveling
- ▶ Electric lifting and lowering buttons
- ▶ Travel speed: 3mph (unloaded), 2.8mph (loaded)
- ▶ Speed reduction in turns
- ▶ Traction tire PU
- ▶ Gradeability: 16% (unloaded), 7% (loaded)

## EDGE ELITE

### PTX33-45

**3,300 - 4,500 lbs. Capacity**

Powered Pallet Jack

The EDGE Elite PTX33-45 Lithium Pallet Jacks are economical, quiet, very low maintenance, ultra-smooth, and are perfect for light and medium duty material handling. Their extremely compact design, low service weight and small turning radius make them ideal for loading docks, delivery operations, narrow aisles, and applications within confined spaces like retail stores, business centers, elevators, trailers, containers, and mezzanines warehouses.



# ERGONOMIC AND SMART TILLER DESIGN



The new generation tiller head has soft grips for comfortable and ergonomic operation. The buttons are larger and can be easily used by operators, even while wearing gloves.



By holding the Turtle button down, the truck will operate with the handle in the upright position (pinwheel capability), providing safe and easy operation within confined spaces such as steering within an elevator, a trailer, a container or other small areas.

Dual Butterfly-style thumb controls allow for effortless traveling. Automatic speed reduction, while turning, helps to prevent product damage.

# RUGGED AND SMART CHASSIS DESIGN



A low service weight of only 280 lbs (PTX33) / 337 lbs (PTX45) makes the pallet jacks ideal for delivery trucks with tail lift platforms - efficient distribution without sacrificing the transported weight. The short body length is even smaller than a conventional hand pallet jack making the EDGE extremely compact.



A wear-resistant and shock-absorbing polyurethane traction wheel ensures superior traction.



The frame is surrounded by stamped steel, providing protection to the EDGE components and the operator's feet during work.



A unique fork design allows for easy entrance and exit from pallets. Double-sided C-shape reinforcement increases the strength and rigidity of the frame.



Suspension casters enhance stability and ensure smooth transport.



Capacity up to 4,500 lbs and ability to overcome ramps up to 7/16% (laden/ unladen) makes the EDGE suitable for work in loading docks and on delivery operations.

**Up to 7/16% (laden/ unladen)**



# SMART LITHIUM BATTERY



Smart design allows for a one-handed easy battery exchange within seconds.



Socket on battery case allows for on-the-go mobile charging.



Battery can be recharged externally with an optional external charger.

Optional backrest is available: 42", 48", 60".



The PTX45 has a thermal heated battery for cold storage and low temperature applications down to -0.4 degrees Fahrenheit.



## Optional Charging Hub

- Charges up to 5 batteries at one time.
- LED screen displays current charging level of each battery.
- Integrated alarm system with automatic fire extinguishers for each charging point.
- Hubs can be installed side-by-side for large fleets.

# LONG LASTING AND SAFE LITHIUM POWER








NOBLELIFT uses LiFePO4 chemistry, the longest lasting and safest lithium battery chemistry available. Our lithium batteries are equipped with a Battery Management System (BMS), thermal management system, and an automotive-grade DC high-voltage control system. BMS manages charging and discharging data to ensure safety throughout its life cycle.

PTX33-45 EDGE Elite Pallet Jacks have a 3 year or 6,000 hour warranty on the lithium battery cells.



# ADVANTAGES OF LITHIUM POWER

## LITHIUM BATTERY ADVANTAGES

Lead-Acid Battery		Lithium Battery
Lower fleet availability - Work is interrupted because battery needs to be fully charged before next use	<b>Productivity - Memory Effect</b> 	100% Fleet availability - Opportunity charging allows battery to be charged in between use
Periodic battery replacement	<b>Service Life</b> 	Batteries last 3 times longer and do not need to be replaced
Outsourced or in-house maintenance personnel required	<b>Ongoing Maintenance</b> 	No maintenance cost
8-10 Hours - 2 or more batteries per lift truck	<b>Charge Duration</b> 	2 Hours - 1 Battery per lift truck
Build an expensive battery room with ventilation	<b>Battery Room</b> 	No battery room needed
Releases hydrogen while charging - Can result in explosion - Acid burns can happen during maintenance	<b>Dangerous Substances</b> 	No dangerous substances
Power loss	<b>Power Savings</b> 	No power loss - Reduces energy consumption by 35%

Fast-charging maintenance-free Lithium battery is fully charged in 2 hours. Battery can be opportunity charged during user breaks and during shift changes which allows the truck to run continuously through multi-shift operations. No battery changes are necessary.



Built-in charger provides added convenience.

## EASY MAINTENANCE

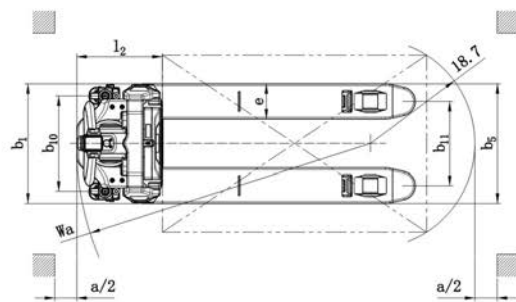
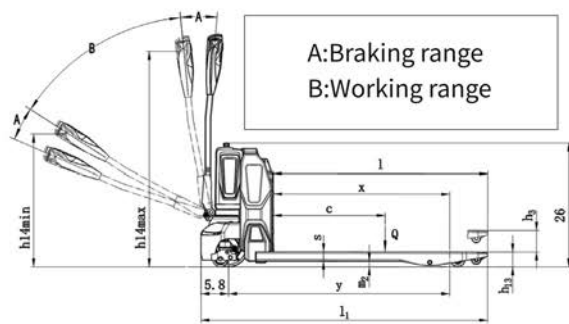


Convenient and fast access to all components. No special tools required. Hoseless hydraulic lifting circuit ensures reliability.

Tiller displays working hours to help follow the maintenance schedule.



Easily check truck's condition and troubleshoot with Curtis controller and CAN-bus technology.



Identification				
1.2	Model		PTX33	PTX45
1.3	Drive (electric – battery or mains, diesel, petrol, fuel gas, manual)		Lithium	
1.4	Type of operation (hand, pedestrian, standing, seated, order picker)		Pedestrian	
1.5	Load capacity / rated load	Q (lb)	3,300	4,500
1.6	Load center distance	c (in)	24	
1.8	Load distance	x (in)	37.3	37.4
1.9	Wheel base	y (in)	46.7	46.8
Weights				
2.1	Service weight with battery	lb	280	337
2.3	Axle loading, laden front / rear	lb	1,380 / 2,209	1,378 / 3,369
2.4	Axle loading, unladen front / rear	lb	218 / 64	119 / 34
Wheels, Chassis				
3.1	Tires (solid rubber, superelastic, pneumatic, polyurethane)		Polyurethane (PU)	
3.2	Tire size, front	Øxw (in)	Ø 8.3 x 2.8	
3.3	Tire size, rear	Øxw (in)	Ø 3.1 x 3.7	
3.4	Additional wheels (dimensions)	Øxw (in)	–/Ø 3.2 x 1.2	
3.5	Wheels, number front / rear (x = driven wheels)		1x+2/2(1x+2/4)	
3.6	Tread, width, front	b <sub>10</sub> (in)	-16.9	
3.7	Tread, width, rear	b <sub>11</sub> (in)	21	
Basic Dimensions				
4.4	Lift	h <sub>3</sub> (in)	7.6	
4.9	Height of tiller min./max.	h <sub>14</sub> (in)	28 / 46	
4.15	Height, lowered	h <sub>13</sub> (in)	2.95	
4.19	Overall length	l <sub>1</sub> (in)	60.5	61
4.20	Length to face of forks	l <sub>2</sub> (in)	15.3	15.5
4.21	Overall width	b <sub>1</sub> (in)	27	
4.22	Fork dimensions	s/e/l (in)	2 / 6.3 / 45	
4.25	Width across forks	b <sub>5</sub> (in)	27	
4.32	Ground clearance, center of wheelbase	m <sub>2</sub> (in)	1.2	
4.34	Right Angle Stack with 32x48 pallet	Ast (in)	75	
4.35	Turning radius	Wa (in)	53	
Performance Data				
5.1	Travel speed, laden / unladen	mph	2.8 / 3	2.8 / 3
5.2	Lift speed, laden / unladen	in/s	0.8 / 1	0.7 / 0.9
5.3	Lowering speed, laden / unladen	in/s	2 / 1.6	2 / 1.2
5.8	Max. gradeability, laden / unladen	%	7 / 16	7 / 16
5.10	Service brake		Electromagnetic	
E-Motor				
6.1	Drive motor rating S2 60 min	HP	0.87	1.34
6.2	Lift motor rating at S3 10%	HP	0.67	1.07
6.3	Battery acc. to DIN 43531 / 35 / 36 A, B, C, no		/	
6.4	Battery voltage, nominal capacity	V/Ah	24V/20Ah	48V/20Ah
6.5	Battery weight	lb	12(18.7)	18.7
6.6	Energy consumption acc. to VDI cycle	HP*h	0.18	0.25
Others				
8.1	Type of drive control		DC-speed control	

# A GLOBAL LEADER

NOBLELIFT is a global leader in Lithium Technology. We manufacture more than 200 categories and around 30 series of each product. Our products are designed to meet different application demands and are well accepted by our customers in more than 100 countries and regions in Europe, America, Asia, Africa and more.

**Products include:** sit-down forklifts, rough terrain forklifts, narrow aisle forklifts, walkie-stackers, order pickers, electric pallet trucks, scissor lifts, tuggers, tow tractors, scrubbers/sweepers, lift tables, manual pallet jacks and more.



FORKLIFTS



NARROW AISLE



STACKERS



POWERED PALLET TRUCKS



SCISSOR LIFTS



TUGGERS



SCRUBBERS

**NOBLELIFT**  
NORTH AMERICA

2475 S. Wolf Road  
Des Plaines, IL 60018  
T: 847-595-7100  
F: 847-595-7200  
sales@nobeliftna.com  
www.nobeliftna.com



Website



Video

AUTHORIZED DEALER

