

www.nobleliftna.com

**NOBLELIFT**  
NORTH AMERICA

LITHIUM-ION

**HERO**

700 lbs. Capacity

Li-ion Task Support Vehicle



Capacity  
700lb



Lithium-ion  
Battery



Robust  
Design




CAN-bus  
CAN-bus



Highly  
Cost Effective



Easy  
Maintenance



Low noise

Why choose between price and quality **WHEN YOU CAN HAVE BOTH!**



## HIGHLIGHTS

- ▶ PMSM Drive Motors - maintenance free with high-efficiency
- ▶ DC Pump and Steering Units - extended service life with minimal maintenance
- ▶ Lithium battery: 24V/150Ah  
External 24V/60A charger
- ▶ Maximum platform height 180 inches
- ▶ Maximum work height 252 inches
- ▶ Loading capacity 700lbs
  - 200lbs front load tray
  - 200lbs back load tray
  - 300lbs operator platform
- ▶ Drive units with suspension system for improved stability, safety and operator comfort
- ▶ Keyless Pin-Code Panel with RFID Card support
- ▶ Electric Lifting and Lowering Buttons
- ▶ High-performance control handles with dual-hands sensing operation
- ▶ LCD display: speed, steering mode, usage time, power, steering, fault code, and more
- ▶ Meets EU and US regulations

# HERO

**700 lbs. Capacity**

Li-ion Task Support Vehicle

The Lithium-ion HERO Task Support Vehicle is a compact, highly maneuverable industrial vehicle designed to help workers perform a variety of tasks in warehouses, distribution centers, and retail settings. Filling the gap between ladders, order pickers, tuggers and forklifts, it gives operators a safer and more efficient way to handle light material handling and elevated work tasks. Four steering modes allow the HERO to move like no other industrial vehicle, including side to side Cloud Walking, true Zero Point Turning, and even at angles while elevated – offering unmatched precision and efficiency in order picking environments or tight spaces. Engineered with a low profile, it can easily enter elevators and pass under doorways.

# SIMULTANEOUS LIFTING, STEERING AND DRIVING



Forward, Backward, Cloud Walking  
and true 360° Zero Point Turning



## APPLICATIONS

Order Picking | Inventory Restocking  
Order Fulfillment | Load Transport  
Manufacturing and Assembly  
Equipment Inspection | Facility Maintenance

## FOUR STEERING MODES



**N1 - Normal Front Steering:** Front wheel steering. For long distances. Available for full range of lift heights with automatic speed reduction depending upon height.



**N2 - Normal Rear Steering:** Rear wheel steering. For highly maneuverable confined areas. Available for full range of lift heights with automatic speed reduction depending upon height.



**C MODE - Cloud Walking:** Both steering wheels are turning in the same direction. For parallel shifting and pure side motion. Available for platform heights up to 118 inches with automatic speed reduction depending upon height.



**Z MODE - Zero Point Turning:** Both steering wheels are turning in opposite directions, providing true zero point turning. Available for platform heights up to 118 inches with automatic speed reduction depending upon height.



Telescopic load tray extends from 13.6 to 20.7 inches to increase carry volume while maintaining an unobstructed view for the operator.



Easily check condition and troubleshoot with CAN-bus technology.




Towing connector for pulling carts, trailers or dollies.

- A** USB connector for charging and powering external devices.
- B** Dual-hand sensing high-performance control handles
- C** Power on/off start button.
- D** LED side lights and blue LED safety light buttons.
- E** Lifting and lowering button.
- F** Color LCD display with full status indication.
- G** PIN code access lock with RFID cards support.
- H** Four steering mode buttons.
- I** Telescopic load tray extends for larger items.
- J** Emergency power button for operator protection.
- K** Speed control toggle button.
- L** Cigarette power socket for powering external devices.





Storage areas for small objects, packing film, documents and pick tickets.



Optional hooks for long, light weight object transportation.




LED side lights provide visibility in poor lighting conditions.



Equipped with LED blue safety light for pedestrian protection.



Flashing LED beacon alerts pedestrians during operation.



Additional lift/lower function from the side of the vehicle.

## ADDITIONAL FEATURES

- ▶ Automatic speed reduction and lift height restrictions depending upon height and steering mode
- ▶ Soft lowering/lifting stop
- ▶ Gate interlocks prevent operation until latched
- ▶ Safety sensors below the platform disable raise, lower and travel if someone or something is detected below the platform.
- ▶ Automatic return to neutral steering angle
- ▶ PPE (fall) connection point
- ▶ Chassis tilt protection with restricted operation
- ▶ Chain slack detection function improves safety and prolongs vehicle life
- ▶ Imperial or metric measuring units on LCD display



# LONG LASTING AND SAFE LITHIUM POWER

NOBLELIFT uses Lithium-Iron Phosphate batteries, the longest lasting and safest lithium battery available. Our lithium batteries are equipped with a Battery Management System (BMS), thermal management system, and an automotive-grade DC high-voltage control system. BMS manages charging and discharging data to ensure safety throughout its life cycle.

HERO Task Support Vehicles have a 3 year or 6,000 hour warranty on the lithium battery cells.

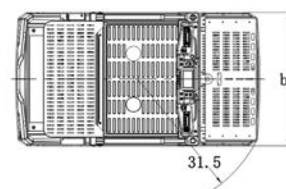
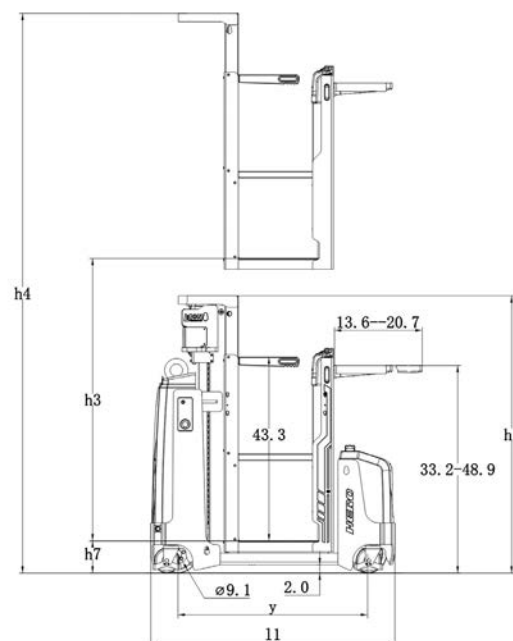


## ADVANTAGES OF LITHIUM POWER

### LITHIUM BATTERY ADVANTAGES

Lead-Acid Battery		Lithium Battery
Lower fleet availability - Work is interrupted because battery needs to be fully charged before next use	<b>Productivity - Memory Effect</b> 	100% Fleet availability - Opportunity charging allows battery to be charged in between use
Periodic battery replacement	<b>Service Life</b> 	Batteries last 3 times longer and do not need to be replaced
Outsourced or in-house maintenance personnel required	<b>Ongoing Maintenance</b> 	No maintenance cost
8-10 Hours - 2 or more batteries per lift truck	<b>Charge Duration</b> 	1-2 Hours - 1 Battery per lift truck
Build an expensive battery room with ventilation	<b>Battery Room</b> 	No battery room needed
Releases hydrogen while charging - Can result in explosion - Acid burns can happen during maintenance	<b>Dangerous Substances</b> 	No dangerous substances
Power loss	<b>Power Savings</b> 	No power loss - Reduces energy consumption by 35%

Fast-charging maintenance-free  
Lithium battery is fully charged in 1-2 hours. Battery can be opportunity charged during user breaks and during shift changes which allows the truck to run continuously through multi-shift operations. No battery changes are necessary.



Identification			
1.1	Manufacturer		NOBLELIFT
1.2	Model		HERO
1.3	Drive (electric – battery or mains, diesel, petrol, gas, manual)		Electric
1.4	Type of Operation		Task Support Vehicle
1.5	Load capacity, front load tray	lb	200
1.6	Load capacity, back load tray	lb	200
1.7	Load capacity, operator platform	lb	300
1.8	Vehicle weight (with battery)	lb	2,976
1.9	Axle loading, laden front / rear	lb	1,665 / 1,797
1.10	Axle loading, unladen front / rear	lb	1,433 / 1,453
Dimensions			
2.0	Tires		polyurethane
2.1	Tire size, drive	in	9.1 x 2.8
2.2	Tire size, side	in	5.9 x 1.9
2.3	Wheels, number drive / side (x=driven wheels)		2x/4
2.4	Tread, front	b <sub>11</sub> (in)	26.1
2.5	Wheelbase	y (in)	44.7
2.6	Vehicle length	l <sub>1</sub> (in)	57.5
2.7	Vehicle width	b <sub>1</sub> (in)	31.5
2.8	Ground clearance, laden, below mast	m <sub>1</sub> (in)	2
2.9	Height, mast lowered	h <sub>1</sub> (in)	65.3
2.10	Lift	h <sub>3</sub> (in)	173.5
2.11	Height, mast extended	h <sub>4</sub> (in)	238.8
2.12	Maximum platform height	h <sub>7</sub> +h <sub>3</sub> (in)	180
2.13	Maximum work height	in	252
2.14	Stand height	h <sub>7</sub> (in)	7.6
2.15	Additional lift	h <sub>9</sub> (in)	15.8
Performance			
3.1	Turning radius (min)	Wa (in)	31.5
3.2	Travel speed, laden / unladen	mph	4.97 / 4.97
3.3	Lift speed, laden / unladen	fps	0.46 / 0.46
3.4	Lowering speed, laden / unladen	fps	0.53 / 0.53
3.5	Brake, parking / service		Electromagnetic / Regenerative
3.6	Grade, laden / unladen	%	10 / 10
E-Motor			
4.1	Drive motor, output S2 60 min.	kW	1.0 x 2 pcs
4.2	Lift motor, output S3 15%	kW	2.2
4.3	Storage table lift motor power	kW	0.8
4.4	Battery dimensions, maximum	l x w x h (in)	18.9 x 5.8 x 19.7
4.5	Battery voltage / nominal capacity (LiFePO4)	V/Ah	24/150
4.6	Battery weight, minimum	lb	115
4.7	Charger (built-in, optional)	Amp	30
4.8	Charger (external)	Amp	60
Others			
5.1	Type of drive control		PMSM
5.2	Sound pressure level at the driver's seat	dB(A)	69

NOBLELIFT reserves the right to make technical changes and improvements to our products to maintain or enhance the quality, delivery, and efficiency.

# A GLOBAL LEADER

NOBLELIFT is a global leader in Lithium Technology. We manufacture more than 200 categories and around 30 series of each product. Our products are designed to meet different application demands and are well accepted by our customers in more than 100 countries and regions in Europe, America, Asia, Africa and more.

**Products include:** sit-down forklifts, rough terrain forklifts, narrow aisle forklifts, walkie-stackers, order pickers, electric pallet trucks, scissor lifts, tuggers, tow tractors, scrubbers/sweepers, lift tables, manual pallet jacks and more.



FORKLIFTS



NARROW AISLE



STACKERS



POWERED PALLET TRUCKS



SCISSOR LIFTS



TUGGERS



SCRUBBERS

**NOBLELIFT**  
NORTH AMERICA

2475 S. Wolf Road  
Des Plaines, IL 60018  
T: 847-595-7100  
F: 847-595-7200  
sales@nobeliftna.com  
www.nobeliftna.com



Website

AUTHORIZED DEALER

