

# NOBLELIFT

**ENTRY LEVEL  
LONG-TILLER ELECTRIC  
PALLET TRUCK**

**4000 LBS**

**(NEW)**

## **ADVANTAGES**

- Ergonomic, Compact and Safe Long Tiller Design
- High Performance Maintenance-free AC Drive Unit
- Bigger Ground Clearance for Tough-ground Applications
- Competitive Cost with Excellent Performance







#### Special design

Special design for fork tip with 3 entry rollers and 4 exit rollers for easy entry and exit of the pallet, esp. when the pallet is empty or light loaded.



#### Built-in Charger

The built-in charger is located above the battery, easy charging after opening the battery cover.



#### Creep Button

Creep/Slow speed button for safe and easy operation esp. in confined spaces such as steering in the trailer.



#### Big capacity Maintenance-free Battery

Equipped with 160Ah maintenance-free battery, with working time 12hours according to the VDI calculation, or for continuous work of 7 hours.

There are many advantages comparing to Lead-acid battery:

No acid refilling maintenance

Less cable corrosion with the connection pile head

More protection on over-charging

Bigger initiating current


Longer electricity storage time

More environment-friendly



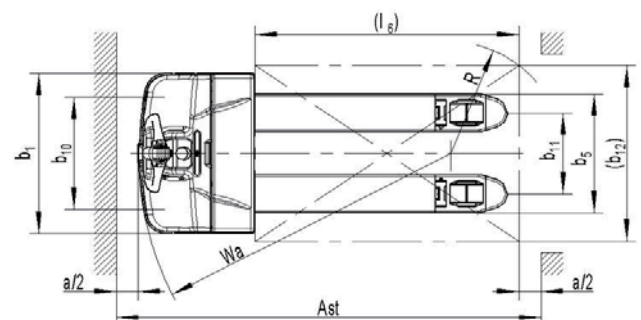
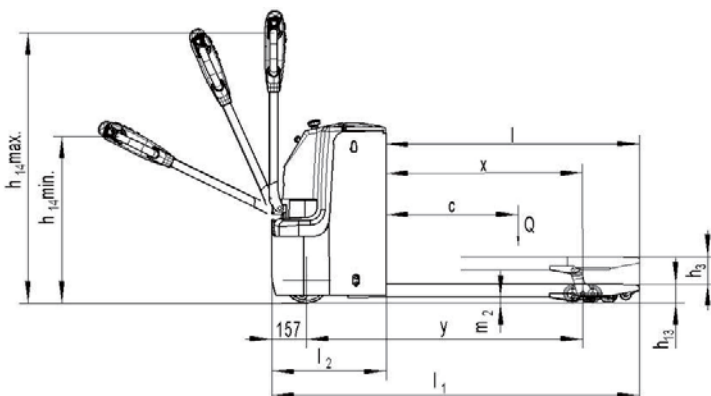
#### Bigger ground clearance

Bigger ground clearance, for easy operation for uneven grounds with potholes or small obstacles such as small thresholds or on trailers with lifting gates.



#### Robust and Reliable Design

The robust chassis with the strong 8mm thick apron protects the truck and the components against mechanical impacts from the outside. The steel battery cover ensures the battery well protected. IP54 protection for the controller for safe operation for delivery applications where the dust and water droplets is common.



## Type sheet for industrial truck acc. to VDI 219

## Distinguishing mark

1.2	Manufacturer`s type designation		PTE40L-2748
1.3	Power(battery,diesel,petrol gas>manual)		Battery
1.4	Operator type		pedestrian
1.5	Load Capacity / rated load	Q (lbs)	4000
1.6	Load centre distance	C (in)	24
1.8	Load distance, centre of drive axle to fork	X (in)	37.3 <sup>1)</sup>
1.9	Wheelbase	y (in)	53.5 <sup>1)</sup>

## Weight

2.1	Service weight	lbs	913
2.2	Axle loading, laden front/rear	lbs	1727/3146
2.3	Axle loading, unladen front/ rear	lbs	735/176

## Tires, chassis

3.1	Tires		Polyurethane (PU)
3.2	Tire size, front	φx w (in)	8.3X2.8
3.3	Tire size, rear	φx w (in)	2.9X3.9
3.4	Additional wheels (dimensions)	φx w (in)	/
3.5	Wheels, number front/ rear(x=driven wheels)		1x+2
3.6	Tread, front	b10 (in)	22
3.7	Tread, rear	b11 (in)	20.7

## Dimensions

4.4	Lift height	h3(in)	4.7
4.9	Height of tiller in drive position min. / max.	h14(in)	30.3/48.4
4.15	Height, lowered	h13(in)	3.0
4.19	Overall length	l1 (in)	68.3
4.20	Length to face of forks	l2 (in)	23.4
4.21	Overall width	b1 (in)	28.7
4.22	Fork dimensions	s/e/l (in)	2 /6.3/45
4.25	Distance between fork-arms	b5 (in)	27
4.32	Ground clearance, centre of wheelbase	m2 (in)	1.0
4.34	Aisle width for pallets 1000X1200 lengthways	Ast (in)	89.4
4.35	Turning radius	Wa (in)	60.0 <sup>1)</sup>

## Performance

5.1	Travel speed, laden/ unladen	mph	3.1/3.3
5.2	Lift speed, laden/ unladen	fpm	4.3/5.9
5.3	Lowering speed, laden / unladen	fpm	5.9/4.5
5.8	Gradeability, laden/ unladen	%	8/12
5.10	Service brake		Electromagnetic

## Motors

6.1	Drive motor rating S2 60min	HP	1
6.2	Lift motor rating at S3 10%	HP	1.1
6.3	Battery acc. to DIN 43531 /35 / 36 A, B, C, no		/
6.4	Battery voltage, nominal capacity K5	V/Ah	24/160
6.5	Battery weight (minimum)	lbs	330
8.1	Type of drive control		AC -Speed Control
8.4	Sound level at driver`s ear acc. to EN 12053	dB(A)	69

1) Load section lowered: 2.5in

# PTE40L-2748




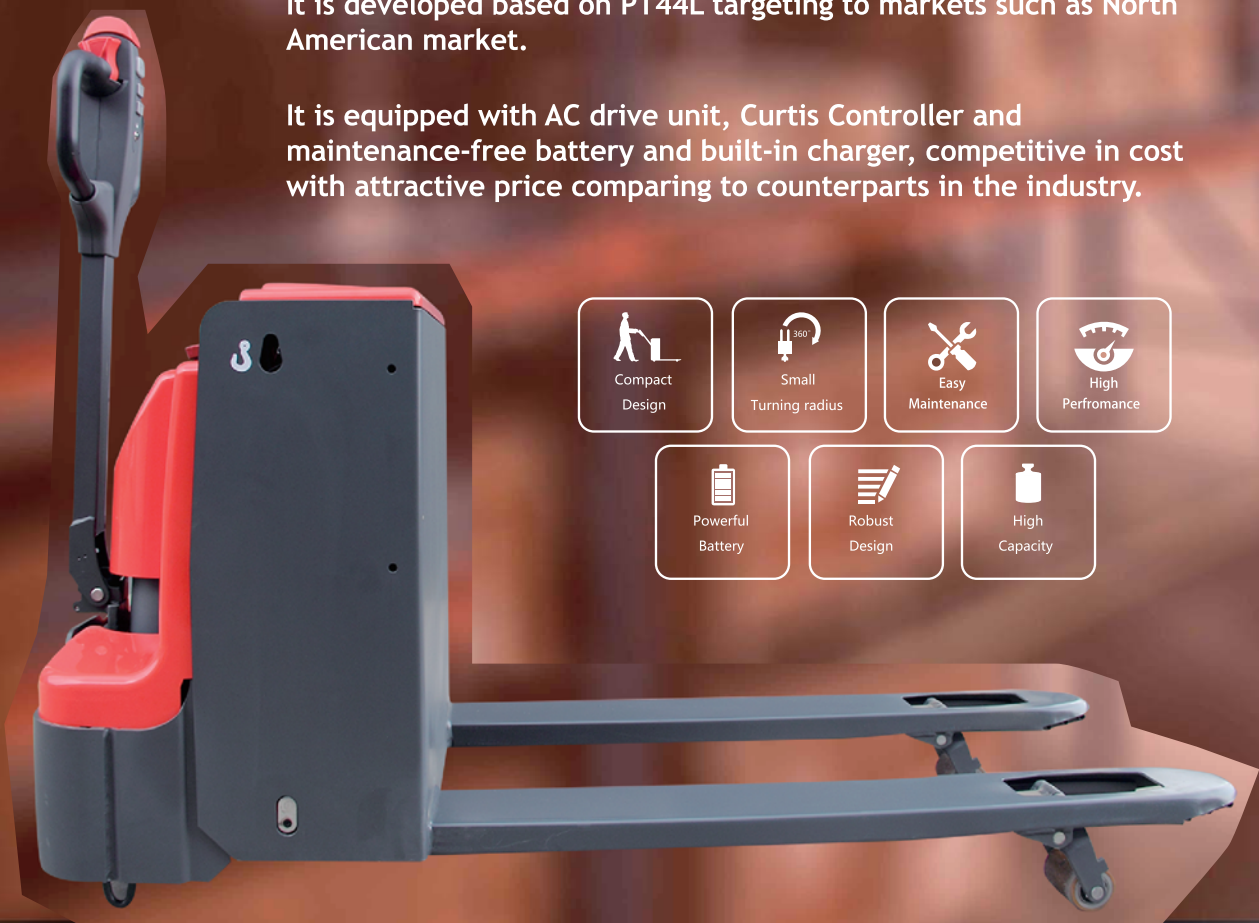
## Entry Level Long-tiller Electric Pallet Truck

### INTRODUCTION

The PTE40L-2748 Electric Pallet Truck is the ideal choice for material transportation in short-distance or trailer loading/unloading.

It is developed based on PT44L targeting to markets such as North American market.

It is equipped with AC drive unit, Curtis Controller and maintenance-free battery and built-in charger, competitive in cost with attractive price comparing to counterparts in the industry.



### AUTHORIZED DEALER

#### **Noblelift North America Corp.**

2461 S. Wolf Road  
Des Plaines, IL 60018

T: 847-595-7100 F:  
847-595-7200

Sales@nobleliftna.com  
www.nobleliftna.com