
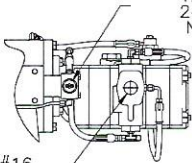


# RN65P

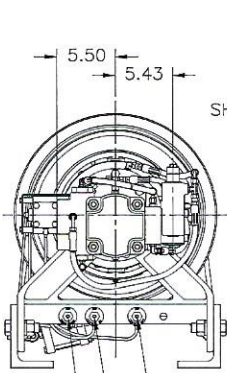
65,000 LBS.  
PULLING CAPACITY



CLUTCH POSITION INDICATOR  
12V DC 35 AMPS  
24V DC 20 AMPS  
NORMALLY OPEN



SAE #16  
PRESSURIZE  
TO PAY OUT



BRAKE BAND  
(ENGAGE)

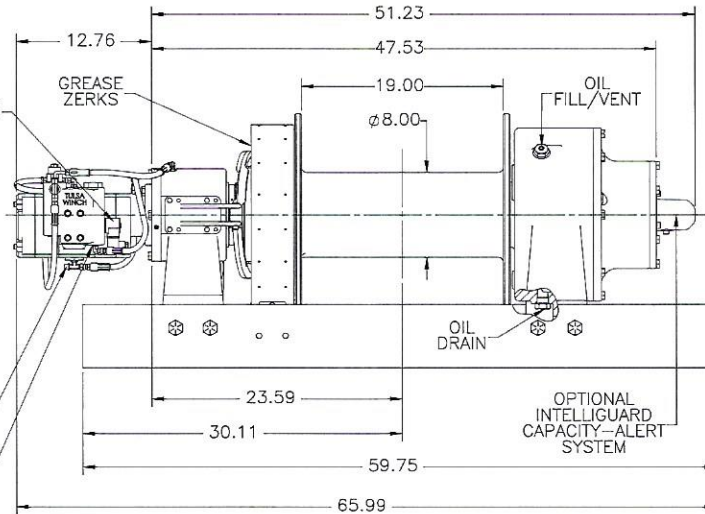
DRUM CLUTCH  
(ENGAGE)

DRUM CLUTCH  
(DISENGAGE)

2-SPEED  
SHIFT SOLENOID  
12V DC

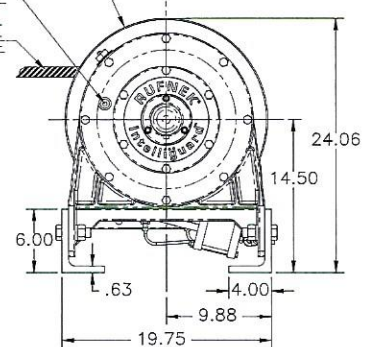
CASE DRAIN  
(#4 JIC)

SAE #16  
PRESSURIZE  
TO PAY-IN



Ø19.13  
DRUM FLANGE

OIL LEVEL  
WIRE ROPE



## PERFORMANCE DATA

2400 PSI @ 60 GPM / 164 BAR @ 227 LPM

Layer	Low Speed				High Speed				Cable	
	Linepull		Linespeed		Linepull		Linespeed		Capacity	1.0"Ø
	(lb)	(kg)	(fpm)	(mpm)	(lb)	(kg)	(fpm)	(mpm)	(ft)	(m)
1	65,000	29,483	31	9	29,576	13,154	69	21	40	12
2	52,237	23,586	38	12	24,199	10,886	84	25	89	27
3	45,047	20,411	45	14	20,476	9071	99	30	148	45
4	39,041	17,690	52	16	17,746	7711	114	35	218	65

Approximate weight: 1300 lb / 589 kg