



*Inspired to
Create*

AMERICAN ARTISTRY MEETS
WORLD-CLASS GERMAN PRECISION



UNIQUE 
WOOD CREATION

As a child Jacob Beiler had a passion for wood and a desire to create. Growing up the son of a clock smith, he was no stranger to clocks, but even as youngster you could see he was drawn to woodworking. The family had a small woodworking shop in a barn which his father and older brother used for making crafts and other small projects. Before Jacob was old enough to use the equipment, he was so infatuated with woodworking that he had his older brothers help him cut out pieces so that he could construct an entire toy workshop of his own out of wood.



As Jacob grew older, the play shop was abandoned for the family workshop where he quickly made himself at home making crafts and toys which he sold to family friends. As he grew and became more skilled, the difficulty of his projects increased. His projects turned from crafts to kitchen cabinets, furniture, and in 2009 his first clock.

By 2011, Jacob was out of school and was working for a high-end cabinet maker building custom cabinets. He started **UNIQUE WOOD CREATION** as a side business where he combined his passion for woodworking with his knowledge of clockwork that was passed down from his father. The business blossomed, and by 2014



Jacob left his job at the cabinet shop to build clocks full time. By this time the business had grown to a point that Jacob needed help and more space. He moved out of the family workshop to a 7,400 square foot shop where they still operate today.

UNIQUE WOOD CREATION

continues to grow as more people across the US and worldwide, discover their clocks and what **UNIQUE WOOD CREATION** stands for – an unparalleled drive to create, an uncompromising desire for quality and beauty, and a dedication to customer service.

**Clock cases are crafted in the USA
by Unique Wood Creation.**



UNIQUE
WOOD CREATION



PRECISION

*B*orrowing knowledge and experience from their father's many years as a clocksmith, Jacob set out to find a mechanical clockworks that would match their uncompromising commitment to quality and beauty. After experimenting with several of the industry's most renowned clockworks, one in particular stood above the rest.

Hermle

Hermle was founded in 1922 by Franz Hermle in Gosheim Germany, and by 1930 it was one of the most advanced clock production sites in the region. The company set itself apart with the quality of its mechanical clockworks, and that quality quickly caught the attention of other clock makers who began purchasing Hermle clockworks for their own clocks.



Accuracy and precision of every component have always been the defining features of Hermle clock works. In the 1970s, the company expanded their business to provide parts for the mechanical and electrical engineering industry, as well as the auto industry.

Today, Hermle is still renowned in the clock world as well as for manufacturing precision parts in various industries. It is companies such as Hermle that give German manufacturing and engineering its famous reputation for quality.

With intensive quality control and a guarantee of smooth operation, Hermle has set the worldwide standard for clock parts.



OPTIONS

BRASS COMPONENTS

Available on 2000 & 2001



NICKEL COMPONENTS

Available on all clocks



WOOD TEXTURE OPTIONS



Hand Plane



Rough Sawn

ENGRAVED GLASS

1) Choose Font

L - Lucida Calligraphy

C - Cottillion

I - Invitation



2) Choose Your Style

Curvin & Kerri
Zimmerman
— COINED & CLAMPED —
7-9-2020


#200



#201



July 2, 2020
#202



#204



#205



#206



#207

3) Choose Placement

Top

Below Face

Bottom



TWO TONE FINISH



INTERIOR LIGHTING



MIX TWO DIFFERENT
WOOD SPECIES



RUB-THROUGH FINISH



ANTIQUATED
DISTRESSING



BURNISHED EDGES
Smoked or darkened edges



SHIP LAP, ROUGH SAWN,
OR MIRROR BACK
Shown in Ship Lap



#2000 PEQUEA



SHOWN WITH BRUSHED NICKEL COMPONENTS,
DARK KNIGHT STAIN ON RUSTIC CHERRY WOOD.

Actual Color May Vary.



#2000 PEQUEA

GRANDFATHER FLOOR CLOCK



FEATURES

- Swan neck top with finial
- Reeded columns with turned ends
- Embossed egg and dart moulding below bottom door
- Beveled glass on bottom door and sides
- Hermle movement with automatic night shut-off feature
- Westminster, Saint Michaels, and Whittington chime melodies
- American-made dial with working moon dial, second hand and silver ring with applied Arabic numbers
- American-made lyre pendulum with decorative center
- American-made weight shells with applied decorative bands
- Nickel knobs and hinges on top doors
- Keyed lock on bottom door, nickel hinges

DIMENSIONS

88½" High x 28½" Wide x 16" Deep





SHOWN WITH BRUSHED NICKEL COMPONENTS, ANTIQUATED SPECIAL WALNUT STAIN ON TRIM PIECES, AND WHITE DOVE PAINT WITH DARK WALNUT RUB-THROUGH ON MAPLE WOOD.

Actual Color May Vary.



#2001 CONESTOGA

GRANDFATHER FLOOR CLOCK



FEATURES

- Flat top with rope moulding around the bottom of the crown moulding
- Reeded columns with turned ends
- Embossed egg and dart moulding below the bottom door
- Beveled glass on bottom door and sides
- Hermle movement with automatic night shut-off feature
- Westminster, Saint Michaels, and Whittington chime melodies
- American-made dial with working moon dial, second hand and silver ring with applied Arabic numbers
- American-made lyre pendulum with decorative center
- American-made weight shells with applied decorative bands
- Nickel knobs and hinges on top doors
- Keyed lock on bottom door, nickel hinges

DIMENSIONS

83" High x 30" Wide x 16" Deep





SHOWN WITH BRUSHED NICKEL COMPONENTS AND ROUGH-SAWN WOOD,
CAPPUCCINO STAIN WITH BLACK BREAKAWAY GLAZE ON TRIM PIECES, AND
WHITE DOVE PAINT WITH PEWTER BREAKAWAY GLAZE ON MAPLE WOOD.

Actual Color May Vary.



#2002 EVERSON

GRANDFATHER FLOOR CLOCK



FEATURES

- Flat top with beaded cove crown
- Plain round columns with turned ends
- Beveled glass on door and bottom side pieces
- Removable top side glass panels for easy access to clock movement
- Hermle movement with automatic night shut-off feature
- Westminster, Saint Michaels, and Whittington chime melodies
- American-made antique white dial with Roman numerals and brushed nickel bezel
- American-made brushed nickel lyre pendulum and weight shells
- Keyed lock on door, nickel hinges

DIMENSIONS

83½" High x 30⅝" Wide x 14¾" Deep





SHOWN WITH BRUSHED NICKEL COMPONENTS, SCM800 STAIN ON
TRIM PIECES AND BLACK PAINT ON MAPLE WOOD.

Actual Color May Vary.



#2003 BEDFORD

WALL CLOCK



FEATURES

- Flat top with rope moulding around the bottom of the crown moulding
- Reeded columns with turned ends on door
- Grooved glass in bottom section of door
- Hermle triple chime movement with silent mode
- Westminster, Saint Michaels, and Whittington chime melodies
- Nickel finish clock dial with fake moon dial
- Pendulum with nickel finish

OPTIONAL BATTERY MOVEMENT

- Movement has chime options:
 - 1) Mechanical Westminster Chime
 - 2) Bell Westminster Chime
 - 3) Avé Maria Chime
 - 4) Gong Chime
 - 5) Christmas Songs
 - We Wish You a Merry Christmas
 - Jingle Bells
 - It's the Season
 - Rudolph the Red-Nosed Reindeer
- Automatic chime silencer
10:15 pm - 5:45 am
- Volume control
- Strike on half hour and full chime on the hour or chime every 15 minutes and full chime hourly

DIMENSIONS

42½" High x 18⅞" Wide x 8¾" Deep





SHOWN WITH BRUSHED NICKEL COMPONENTS, SHIPLAP BACK AND ANTIQUATED DISTRESSING, ANTIQUE SLATE STAIN ON TRIM PIECES AND BACK ON RED OAK WOOD, WHITE DOVE PAINT ON CLOCK CASE ON MAPLE WOOD.

Actual Color May Vary.



#2004 FAIRMOUNT

GRANDFATHER FLOOR CLOCK



FEATURES

- Round, top hinged door
- Unique curved case with turned finial on top
- Hermle movement with automatic night shut-off feature
- Westminster, Saint Michaels, and Whittington chime melodies
- American-made antiqued, cream-colored dial with Roman numerals and second hand
- American-made brushed nickel weight shells
- Wood stick pendulum with brushed nickel bob

DIMENSIONS

87½" High x 27¼" Wide x 14" Deep





SHOWN WITH BRUSHED NICKEL COMPONENTS, STOCKTON STAIN
WITH BLACK GLAZE ON TRIM PIECES, METROPOLITAN PAINT WITH
BLACK GLAZE ON CLOCK CASE ON CLOCK CASE ON MAPLE WOOD.

Actual Color May Vary.



#2005 STEELTON

GRANDFATHER FLOOR CLOCK



FEATURES

- Flat top with beaded cove crown
- Reeded columns with turned ends
- Beveled glass on door and bottom side pieces
- Removable top side glass panels for easy access to clock movement
- Hermle movement with automatic night shut-off feature
- Westminster, Saint Michaels, and Whittington chime melodies
- American-made antique white dial with Roman numerals and brushed nickel bezel
- American-made brushed nickel lyre pendulum and weight shells
- Keyed lock on door, nickel hinges



DIMENSIONS

83½" High x 30¾" Wide x 14¾" Deep





SHOWN WITH BRUSHED NICKEL
COMPONENTS, ANTIQUATED DISTRESSING,
AND CHELSEA GRAY PAINT, ON MAPLE WOOD.

Actual Color May Vary.



#2006 WILMINGTON

GRANDMOTHER FLOOR CLOCK



FEATURES

- Swan neck top with finial
- Decorative mouldings for raised panel appearance
- V grooved glass on bottom section of door
- Hermle movement with automatic night shut-off feature
- Westminster, Saint Michaels, and Whittington chime melodies
- American-made dial with working moon dial, second hand and silver ring with Arabic numbers
- American-made harp style, brushed nickel pendulum
- American-made brushed nickel weight shells
- Keyed lock on door, nickel hinges

DIMENSIONS

79" High x 21¾" Wide x 14¼" Deep





SHOWN WITH BRUSHED NICKEL
COMPONENTS, AND BRIAR STAIN ON MAPLE WOOD.

Actual Color May Vary.



#2007 LANCASTER

WALL CLOCK



SHOWN WITH BRUSHED NICKEL
COMPONENTS, METROPOLITAN
PAINT, AND GRAPHITE GLAZE
ON MAPLE WOOD.

Actual Color May Vary.

FEATURES

- Flat top with decorative crown moulding
- Plain glass in door
- Nickel finish dial with white number circle
- Harp style pendulum with nickel finish
- Hermle triple chime movement with silent mode
- Westminster, Saint Michaels, and Whittington chime melodies

OPTIONAL BATTERY MOVEMENT

- Movement has chime options:
 - 1) Mechanical Westminster Chime
 - 2) Bell Westminster Chime
 - 3) Ave Maria Chime
 - 4) Gong Chime
 - 5) Christmas Songs
 - We Wish You a Merry Christmas
 - Jingle Bells
 - It's the Season
 - Rudolph the Red-Nosed Reindeer
- Automatic chime silencer
10:15 pm - 5:45 am
- Volume control
- Strike on half hour and full chime on the hour or chime every 15 minutes and full chime hourly

DIMENSIONS

36½" High x 15¼" Wide x 7½" Deep





SHOWN WITH BRUSHED NICKEL
COMPONENTS, HAND-PLANED WOOD AND ANTIQUATED
DISTRESSING, WHITE DOVE PAINT ON TRIM PIECES,
ANTIQUE SLATE STAIN ON RED OAK WOOD.

Actual Color May Vary.



#2008 PITTSBURGH

GRANDFATHER FLOOR CLOCK



FEATURES

- Flat top with beaded cove crown
- Plain columns with turned ends
- Solid wood panels on sides with rope moulding detail
- Beveled glass on door
- Hermle movement with automatic night shut-off feature
- Westminster, Saint Michaels, and Whittington chime melodies
- American-made antique white dial with Roman numerals and brushed nickel bezel
- American-made brushed nickel lyre pendulum and weight shells
- Keyed lock on door, nickel hinges

DIMENSIONS

83½" High x 30⅞" Wide x 14¾" Deep





SHOWN WITH BRUSHED NICKEL COMPONENTS,
SPECIAL WALNUT STAIN, ANTIQUATED DISTRESSING ON MAPLE WOOD.

Actual Color May Vary.



#2009 LEXINGTON

WALL CLOCK



FEATURES

- Swan neck top with finial
- Reeded columns with turned ends on door
- Grooved glass in bottom section of door
- Hermle triple chime movement with silent mode
- Westminster, Saint Michaels, and Whittington chime melodies
- Nickel finish clock dial with fake moon dial
- Pendulum with nickel finish

OPTIONAL BATTERY MOVEMENT

- Movement has chime options:
 - 1) Mechanical Westminster Chime
 - 2) Bell Westminster Chime
 - 3) Avé Maria Chime
 - 4) Gong Chime
 - 5) Christmas Songs
 - We Wish You a Merry Christmas
 - Jingle Bells
 - It's the Season
 - Rudolph the Red-Nosed Reindeer
- Automatic chime silencer
10:15 pm - 5:45 am
- Volume control
- Strike on half hour and full chime on the hour or chime every 15 minutes and full chime hourly

DIMENSIONS

47½" High x 18¾" Wide x 8¾" Deep





SHOWN WITH BRUSHED NICKEL COMPONENTS,
SHIPLAP BACK WITH EGRET WHITE PAINT, JACOBAN STAIN WITH
BURNISHED EDGES ON CLOCK CASE ON WALNUT WOOD.

Actual Color May Vary.



#2010 REVERE



FEATURES

- Flat top with coved crown
- Removable top side glass panels for easy access to clock movement
- V-grooved glass on bottom sides
- Plain glass in front door
- Hermle movement with automatic night shut-off feature
- Westminster, Saint Michaels, and Whittington chime melodies
- American-made antique white dial with Roman numerals and brushed nickel bezel
- American-made brushed nickel grid pendulum and weight shells
- Keyed lock on door, nickel hinges

DIMENSIONS

77½" High x 25½" Wide x 14½" Deep





SHOWN WITH BRUSHED NICKEL COMPONENTS, ROUGH-SAWN WOOD,
SHIPLAP BACK & ANTIQUATED DISTRESSING, ANTIQUE SLATE STAIN,
BLACK BREAKAWAY GLAZE AND DARK BRUSH GLAZE ON TRIM PIECES,
WHITE DOVE PAINT WITH PEWTER BREAKAWAY GLAZE AND CHARCOAL
BRUSH GLAZE ON CLOCK CASE ON RED OAK WOOD.

Actual Color May Vary.



#2011 VINTAGE



FEATURES

- Simple design with flat top
- V-grooved glass in bottom section of door
- Hermle movement with automatic night shut-off feature
- Westminster, Saint Michaels, and Whittington chime melodies
- American-made antique white dial with Roman numerals and second hand
- American-made brushed nickel grid pendulum and weight shells
- Keyed lock on door, nickel hinges

DIMENSIONS

78" High x 25¼" Wide x 13½" Deep





SHOWN WITH BRUSHED NICKEL COMPONENTS,
BEL AIR STAIN WITH DARK BURNISHED EDGES ON CHERRY WOOD.

Actual Color May Vary.



#2012 RIDGEWAY



FEATURES

- Flat top with clipped corners
- Egg and dart molding around the bottom of top
- Arched door to match dial
- Ogee base with clipped corners
- Hermle triple chime movement with silent mode
- Westminster, Saint Michaels, and Whittington chime melodies
- Round antique white dial with nickel bezel
- Pendulum with nickel finish
- Faux weights and chains

OPTIONAL BATTERY MOVEMENT

- Movement has chime options:
 - 1) Mechanical Westminster Chime
 - 2) Bell Westminster Chime
 - 3) Avé Maria Chime
 - 4) Gong Chime
 - 5) Christmas Songs
 - We Wish You a Merry Christmas
 - Jingle Bells
 - It's the Season
 - Rudolph the Red-Nosed Reindeer
- Automatic chime silencer 10:15 pm - 5:45 am
- Volume control
- Strike on half hour and full chime on the hour or chime every 15 minutes and full chime hourly

DIMENSIONS

37½" High x 18" Wide x 8¼" Deep





SHOWN WITH BRUSHED NICKEL COMPONENTS
AND SHIP LAP BACK, WHITE DOVE PAINT WITH PEWTER GLAZE AND
CHARCOAL BRUSH GLAZE ON MAPLE TRIM PIECES, BLACK WALNUT
STAIN ON QUARTER SAWN WHITE OAK WOOD.

Actual Color May Vary.



#2013 EMPIRE



FEATURES

- Flat top with crown molding around the bottom
- Clipped corners with reeded columns and carving
- Paneled base detail
- Removable top side inserts with black cloth backer
- Beveled glass in front door
- V-groove glass on side bottom panels
- Hermle movement with automatic night shut-off feature
- Westminster, Saint Michaels, and Whittington chime melodies
- American-made antique white dial with Roman numerals and brushed nickel bezel
- American-made brushed nickel lyre pendulum and weight shells
- Keyed lock on door, nickel hinges

DIMENSIONS

84" High x 33¼" Wide x 16" Deep





SHOWN WITH BRUSHED NICKEL COMPONENTS, HAND PLANED WOOD,
ANTIQUATED DISTRESSING, SHIPLAP BACK, ANTIQUE SLATE STAIN ON
TRIM PIECES, WHITE DOVE PAINT ON RED OAK WOOD.

Actual Color May Vary.



#2014 GETTYSBURG



FEATURES

- Simple design with flat top
- Ogee base at bottom of clock
- V-groove glass in bottom section of door
- Hermle triple chime movement with silent mode
- Westminster, Saint Michaels, and Whittington chime melodies
- American made antique white dial with Roman numerals
- Pendulum and faux weights with nickel finish

OPTIONAL BATTERY MOVEMENT

- Movement has chime options:
 - 1) Mechanical Westminster Chime
 - 2) Bell Westminster Chime
 - 3) Ave Maria Chime
 - 4) Gong Chime
 - 5) Christmas Songs
 - We Wish You a Merry Christmas
 - Jingle Bells
 - It's the Season
 - Rudolph the Red-Nosed Reindeer
- Automatic chime silencer
10:15 pm - 5:45 am
- Volume control
- Strike on half hour and full chime on the hour or chime every 15 minutes and full chime hourly

DIMENSIONS

36 7/8" High x 16" Wide x 7 1/2" Deep



#2000 PEQUEA

SHOWN WITH POLISHED BRASS COMPONENTS AND COFFEE STAIN ON MAPLE WOOD.

Actual Color May Vary.

See page 9 for complete details for the 2000 Pequea



#2000 PEQUEA

SHOWN WITH POLISHED BRASS COMPONENTS AND RICH TOBACCO STAIN ON MAPLE WOOD.

Actual Color May Vary.

See page 9 for complete details for the 2000 Pequea



GALLERY

#2001 CONESTOGA

SHOWN WITH BRUSHED NICKEL COMPONENTS, SCM800 STAIN ON TRIM PIECES, AND BLACK PAINT ON MAPLE WOOD.

Actual Color May Vary.

See page 11 for complete details for the 2001 Conestoga



#2001 CONESTOGA

SHOWN WITH BRUSHED NICKEL COMPONENTS, DARK KNIGHT STAIN ON TRIM PIECES, AND PEWTER STAIN ON MAPLE WOOD.

Actual Color May Vary.

See page 11 for complete details for the 2001 Conestoga



#2001 CONESTOGA

SHOWN WITH BRUSHED NICKEL COMPONENTS, COFFEE STAIN ON TRIM PIECES, AND WHITE DOVE PAINT WITH DARK WALNUT RUB-THROUGH ON MAPLE WOOD.

Actual Color May Vary.

See page 11 for complete details for the 2001 Conestoga



#2010 REVERE

SHOWN WITH BRUSHED NICKEL COMPONENTS, WHITE PM 2 PAINT, ANTIQUATED DISTRESSING ON MAPLE WOOD.

Actual Color May Vary.

See page 29 for complete details for the 2010 Revere



#2002 EVERSON

SHOWN WITH BRUSHED NICKEL COMPONENTS, VINTAGE DISTRESSING, AND BOSTON STAIN WITH BLACK GLAZE, ON MAPLE WOOD.

Actual Color May Vary.

See page 13 for complete details for the 2002 Everson



GALLERY



#2010 REVERE

SHOWN WITH BRUSHED NICKEL COMPONENTS, HUSK STAIN, AND WHITE GLAZE ON CHERRY WOOD.

Actual Color May Vary.

See page 29 for complete details for the 2010 Revere



#2005 STEELTON

SHOWN WITH BRUSHED NICKEL COMPONENTS, METROPOLITAN PAINT, GRAPHITE GLAZE, AND WHITE GOLD METAL COATING ON THE CARVINGS, ON MAPLE WOOD.

Actual Color May Vary.

See page 19 for complete details for the 2005 Steelton



#2002 EVERSON

SHOWN WITH BRUSHED NICKEL COMPONENTS, AND ONYX STAIN ON MAPLE WOOD.

Actual Color May Vary.

See page 13 for complete details for the 2002 Everson

#2004 FAIRMOUNT

SHOWN WITH BRUSHED NICKEL COMPONENTS, PROVINCIAL STAIN ON WALNUT WOOD.

Actual Color May Vary.

See page 17 for complete details for the 2004 Fairmount



#2004 FAIRMOUNT

SHOWN WITH BRUSHED NICKEL COMPONENTS, ANTIQUATED DISTRESSING, AND BLACK PAINT ON MAPLE WOOD.

Actual Color May Vary.

See page 17 for complete details for the 2004 Fairmount



#2006 WILMINGTON

SHOWN WITH BRUSHED NICKEL COMPONENTS, AND RICH TOBACCO STAIN ON MAPLE WOOD.

Actual Color May Vary.

See page 19 for complete details for the 2006 Wilmington



GALLERY



#2011 VINTAGE

SHOWN WITH BRUSHED NICKEL COMPONENTS, CLEAR FINISH ON HAND-HEWN SKINS, AND CAPPUCCINO STAIN ON RECLAIMED WHITE OAK WOOD.

Actual Color May Vary.

See page 32 for complete details for the 2011 Vintage



#2000 PEQUEA

SHOWN WITH BRUSHED NICKEL COMPONENTS, ANTIQUE SLATE STAIN WITH ANTIQUATED DISTRESSING ON RED OAK WOOD TRIM PIECES AND WHITE DOVE PAINT WITH DARK WALNUT RUB-THROUGH ON MAPLE WOOD,

Actual Color May Vary.

See page 9 for complete details for the 2000 Pequea



#2004 FAIRMOUNT

SHOWN WITH BRUSHED NICKEL COMPONENTS, GRAY STAIN WITH IVORY BREAKAWAY GLAZE AND DARK BURNISHED EDGES ON RED OAK WOOD.

Actual Color May Vary.

See page 17 for complete details for the 2004 Fairmount



*A*t **UNIQUE WOOD CREATION**, we believe in offering the highest quality product from start to finish, which is why, when it comes to finishes, we cut no corners. We offer the complete OCS stain palette as well as custom color matching.

Our finishes are applied by hand in the style of your choosing. Inspection lighting is used before staining to ensure a smooth, blemish-free finish.

But, for those who find beauty in the imperfections, we have developed a distressed finish technique to provide the same charm as the heirloom furniture built decades ago.



STAINS

MAPLE



Husk



Antique Slate



Bel Air



Black Walnut



Briar



Cappuccino



Coffee



Dark Knight



Dark Walnut



Ebony



Gray Flannel



Kona



Onyx



Pewter



Rich Tobacco



SCM 800



Silver Ebony



Smoke



Special Walnut



Stockton

CHERRY



Cotswold



Dark Knight



Gray Flannel



Pewter



Saddle



Sealy



Tawny



Antique Slate



Asbury



Blackened
Mocha



Chocolate Spice



Windsor

* Actual color may vary from printed image. For most accurate color representation or to view the full color palette, visit our showroom or request a mailed sample chip. Call for details

** Custom color matching available.



STAINS CONTINUED

WALNUT




Dark Walnut Jacobean Provincial Tavern

RED OAK




Antique Slate Cappuccino Kona Onyx Storm Gray



Pewter Rich Tobacco Stockton Tawny Gray Flannel

QUARTER SAWN WHITE OAK



Briar Dark Knight Smokehouse Storm Gray Tan Bark Tavern

PAINTED



Black Chelsa Gray White PM-2 White Dove Classic White Country White Metropolitan



ANTIQUATED DISTRESSING

PAINT



Black



Chelsa



Classic White



Metropolitan



White PM2



White Dove

RED OAK



Antique Slate



Cappucino



Smoke



Storm Gray



Pewter

** Actual color may vary from printed image. For most accurate color representation or to view the full color palette, visit our showroom or request a mailed sample chip. Call for details*

*** Custom color matching available.*



ANTIQUATED DISTRESSING CONTINUED

MAPLE



Antique Slate



Bel Air



Black Walnut



Cappucino



Dark Walnut



Husk



Smoke



Stockton



Pewter



Special Walnut





609 Strasburg Road
Paradise, PA 17562
717.687.7900