



Amarr® Carriage Court CC4000

Steel Overlay Carriage House Garage Doors





Kensington design with Clear Square windows in Almond/White with Blue Ridge decorative hardware



Newberry design with Closed Square in Sandtone/White with Canterbury decorative handles



Tanglewood design with Closed Arch in Wicker Tan/White with Versailles decorative hardware



Distinctly defined. The Amarr Carriage Court collection adds increased curb appeal to your home with 18 highly defined carriage house garage door designs. Built with durable composite overlay trim and insulated steel-backed sections, these garage doors provide energy efficiency, noise reduction and innovative design to your home.


Amarr Carriage Court CC4000



Arcadia design in Sandtone/White
with Maple Creek decorative handles and Clavos

DESIGNS AVAILABLE WITH WINDOWS

LAURELBAY (LB)*



CLOSED SQUARE (LB104)




CLOSED SQUARE (LB104)

CLOSED ARCH (LB105)



CLEAR SQUARE (LB115)

CLEAR ARCH (LB114)




3 LITE SQUARE (LB106)

3 LITE ARCH (LB110)



6 LITE SQUARE (LB112)

6 LITE ARCH (LB108)



4 LITE SQUARE (LB107)

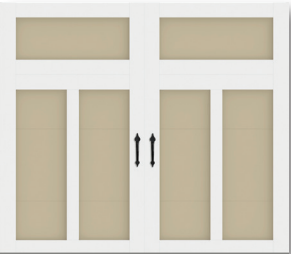
4 LITE ARCH (LB111)



8 LITE SQUARE (LB113)

8 LITE ARCH (LB109)

PINETOP (PT)



CLOSED SQUARE (PT104)



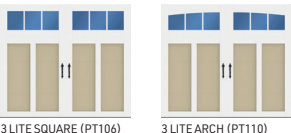
CLOSED SQUARE (PT104)

CLOSED ARCH (PT105)



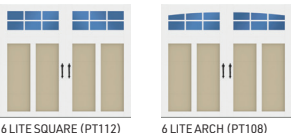
CLEAR SQUARE (PT115)

CLEAR ARCH (PT114)



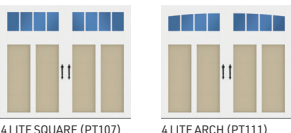
3 LITE SQUARE (PT106)

3 LITE ARCH (PT110)



6 LITE SQUARE (PT112)

6 LITE ARCH (PT108)



4 LITE SQUARE (PT107)

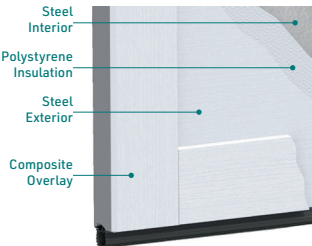
4 LITE ARCH (PT111)



8 LITE SQUARE (PT113)

8 LITE ARCH (PT109)

CONSTRUCTION



STEEL

Four-Layer: Overlay + Steel + Insulation + Steel

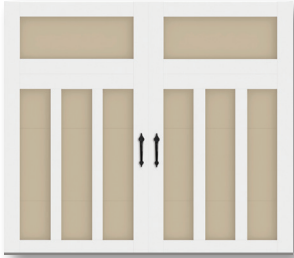
- 2" thick door with polystyrene insulation and steel interior
- Built with 1-3/8" steel section and 5/8" composite overlay trim

OVERLAY TRIM



- 5/8" thick composite overlay trim of reclaimed wood fiber and thermoplastic polymer
- Square edge design
- Sustainable, green building material
- Resists rot, decay, and fungal growth
- Won't flake, blister, peel, pit or corrode

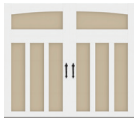
BRADBERRY (BB)



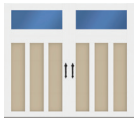
CLOSED SQUARE (BB104)



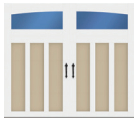
CLOSED SQUARE (BB104)



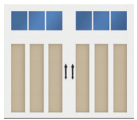
CLOSED ARCH (BB105)



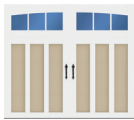
CLEAR SQUARE (BB115)



CLEAR ARCH (BB114)



3 LITE SQUARE (BB106)



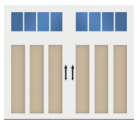
3 LITE ARCH (BB110)



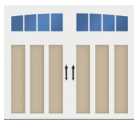
6 LITE SQUARE (BB112)



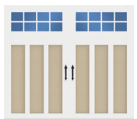
6 LITE ARCH (BB108)



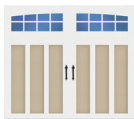
4 LITE SQUARE (BB107)



4 LITE ARCH (BB111)

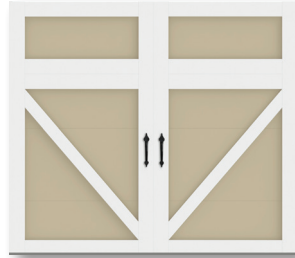


8 LITE SQUARE (BB113)



8 LITE ARCH (BB109)

KENSINGTON (KT)



CLOSED SQUARE (KT104)



CLOSED SQUARE (KT104)



CLOSED ARCH (KT105)



CLEAR SQUARE (KT115)



CLEAR ARCH (KT114)



3 LITE SQUARE (KT106)



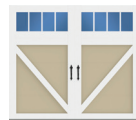
3 LITE ARCH (KT110)



6 LITE SQUARE (KT112)



6 LITE ARCH (KT108)



4 LITE SQUARE (KT107)



4 LITE ARCH (KT111)




8 LITE SQUARE (KT113)



8 LITE ARCH (KT109)

SEABROOK (SB)



CLOSED SQUARE (SB104)



CLOSED SQUARE (SB104)



CLOSED ARCH (SB105)




CLEAR SQUARE (SB115)



CLEAR ARCH (SB114)



3 LITE SQUARE (SB106)



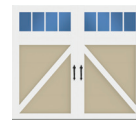
3 LITE ARCH (SB110)



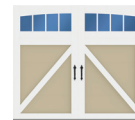
6 LITE SQUARE (SB112)



6 LITE ARCH (SB108)



4 LITE SQUARE (SB107)



4 LITE ARCH (SB111)

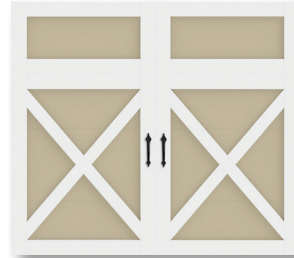


8 LITE SQUARE (SB113)



8 LITE ARCH (SB109)

ROSEMONT (RM)



CLOSED SQUARE (RM104)



CLOSED SQUARE (RM104)




CLOSED ARCH (RM105)




CLEAR SQUARE (RM115)



CLEAR ARCH (RM114)



3 LITE SQUARE (RM106)



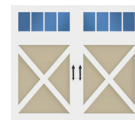
3 LITE ARCH (RM110)



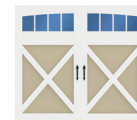
6 LITE SQUARE (RM112)



6 LITE ARCH (RM108)



4 LITE SQUARE (RM107)



4 LITE ARCH (RM111)



8 LITE SQUARE (RM113)



8 LITE ARCH (RM109)

WINDOWS



- Large rectangular or arched window designs in 24" top sections
- 5/8" thick decorative window grilles with square edges
- Available in Clear, Obscure[†] or Insulated[†] glass

[†]Price upcharge applies.

COLORS

Actual paint colors may vary from samples shown.




TRUE WHITE / WHITE (W1)



ALMOND / WHITE (A1)



SANDTONE / WHITE (S1)



WICKER TAN / WHITE (K1)

Door, window, and overlay can be painted using 100% acrylic exterior latex paint with a Light Reflective Value (LRV) of 8 or higher. Contact paint manufacturer for LRV ratings. Non-factory painting of garage door voids the paint finish warranty.

ASHLEY (AL)*




CLOSED SQUARE (AL104)



CLOSED SQUARE (AL104) CLOSED ARCH (AL105)

CHARLTON (CT)*




CLOSED SQUARE (CT104)



CLOSED SQUARE (CT104) CLOSED ARCH (CT105)

FAIRFIELD (FF)




CLOSED SQUARE (FF104)




CLOSED SQUARE (FF104) CLOSED ARCH (FF105)

MIDDLETON (MT)




CLOSED SQUARE (MT104)



CLOSED SQUARE (MT104) CLOSED ARCH (MT105)

GREENBRIAR (GB)*



CLOSED SQUARE (GB104)



CLOSED SQUARE (GB104) CLOSED ARCH (GB105)

DARBY (DB)




CLOSED SQUARE (DB104)



CLOSED SQUARE (DB104) CLOSED ARCH (DB105)

NEWBERRY (NB)




CLOSED SQUARE (NB104)



CLOSED SQUARE (NB104) CLOSED ARCH (NB105)

TANGLEWOOD (TW)

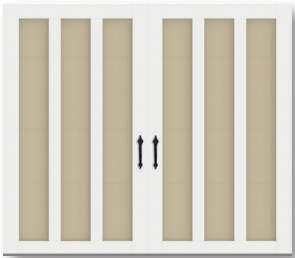


CLOSED SQUARE (TW104)



CLOSED SQUARE (TW104) CLOSED ARCH (TW105)

ARCADIA (AR)†




CLOSED SQUARE (AR104)

RAVENWOOD (RW)†




CLOSED SQUARE (RW104)

BROOKLAND (BL)†



CLOSED SQUARE (BL104)

MAGNOLIA (MG)†




CLOSED SQUARE (MG104)

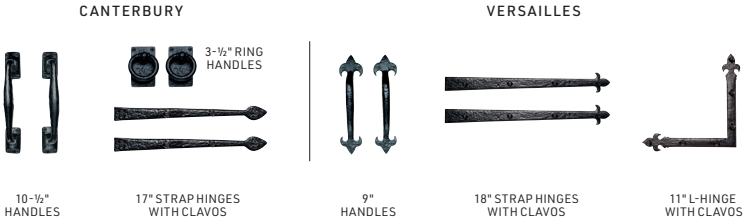
* Available in 6' width (no window options).
† Closed Square only.

DECORATIVE HARDWARE

STAMPED STEEL

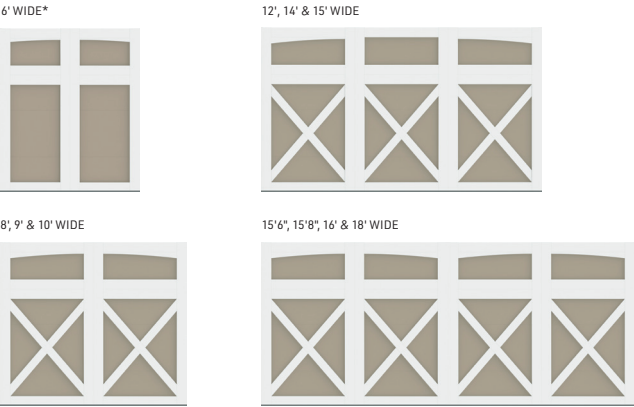


ALUMINUM



Aluminum decorative strap hinges with clavos not recommended for arch openings.

DOOR WIDTHS Only available in widths shown; not available in odd widths



*Available in Ashley, Charlton, Greenbriar and Laurelbay (no window options).

DOOR HEIGHTS Available in 6'8" – 10' heights in 3" increments†



†Rosemont not available in 8'3", 8'9", 9'3" and 9'9"; Tanglewood not available in 6'3" and 7'3" door heights.

DOOR CONFIGURATIONS


			DESIGNS AVAILABLE WITH WINDOWS					DESIGNS NOT AVAILABLE WITH WINDOWS				
			BRADBERRY, KENSINGTON, LAURELBAY, PINETOP, ROSEMONT† & SEABROOK					ARCADIA, ASHLEY, BROOKLAND, CHARLTON, DARBY, FAIRFIELD, GREENBRIER, MAGNOLIA, MIDDLETON, NEWBERRY, RAVENWOOD & TANGLEWOOD‡				
			SECTION HEIGHTS (IN INCHES)					SECTION HEIGHTS (IN INCHES)				
DOOR HEIGHT	INCHES	# OF SECTIONS	TOP SECTION	INTER SECTION	INTER SECTION	INTER SECTION	BOTTOM SECTION	TOP SECTION	INTER SECTION	INTER SECTION	INTER SECTION	BOTTOM SECTION
6'6"	78	4	24	18	18		18	18	18	18		24
6'9"	81	4	24	18	21		18	18	21	18		24
7'	84	4	24	18	24		18	18	24	18		24
7'3"	87	4	24	21	21		21	21	21	21		24
7'6"	90	4	24	24	18		24	24	18	24		24
7'9"	93	4	24	24	21		24	24	21	24		24
8'	96	4	24	24	24		24	24	24	24		24
8'3"*	99	5	24	18	18	18	21	21	18	18	18	24
8'6"*	102	5	24	18	21	21	18	21	18	21	18	24
8'9"*	105	5	24	21	18	18	24	24	21	18	18	24
9'*	108	5	24	24	18	18	24	24	24	18	18	24
9'3"*	111	5	24	21	21	21	24	24	21	24	18	24
9'6"*	114	5	24	24	21	21	24	24	24	24	18	24
9'9'*	117	5	24	24	21	24	24	24	24	24	21	24
10'*	120	5	24	24	24	24	24	24	24	24	24	24

*Height not available in widths greater than 16'

† Not available in 8'3", 8'9", 9'3" and 9'9" door heights

‡ Not available in 6'3" and 7'3" door heights

SPECIFICATIONS

PANEL DESIGNS	CARRIAGE COURT CC4000
Carriage House	18 Designs
INSULATION¹	Polystyrene
U-FACTOR 	0.26
R-VALUE²	6.48
ENERGY EFFICIENCY	Superior
QUIET OPERATION	Extra Quiet
DOOR THICKNESS	2"
WINDOW GLASS OPTIONS	
DSB Glass	•
Obscure Glass	•
Insulated Glass	•
WIND LOAD³ AVAILABLE	•
PAINT FINISH WARRANTY⁴	Lifetime
WORKMANSHIP / HARDWARE WARRANTY⁴	5 Years
WINDOW / OVERLAY DISCOLORATION⁴	10 Years
OVERLAY DELAMINATION⁴	5 Years

¹ Insulation has passed self-ignition, flamespread and smoke developed index fire testing.

² Calculated door section R-value is in accordance with DASMA TDS-163.

³ It is your responsibility to make sure your garage door meets local building codes.

⁴ For complete warranty details, visit amarr.com or contact your local Amarr dealer.


 Verified thermal performance rating per DASMA Thermal Performance Verification Program.

PAINT FINISH
LIFETIME
LIMITED WARRANTY

WINDOW / OVERLAY DISCOLORATION
10-YEAR
LIMITED WARRANTY

WORKMANSHIP & HARDWARE
5-YEAR
LIMITED WARRANTY

OVERLAY DELAMINATION
5-YEAR
LIMITED WARRANTY

 **U-factor**
.26
R-value 6.48



Amarr participates in the DASMA Thermal Performance Verification Program. The program verifies the thermal performance of a complete sectional door assembly. The lower the U-factor rating, the better the thermal performance.

Amarr Company
165 Carriage Court
Winston-Salem, NC 27105
800.503.DOOR
www.amarr.com

Door specifications and technical data subject to change without notice.

Sectional door products from Amarr Company may be the subject of one or more U.S. and/or foreign, issued and/or pending, design and/or utility patents.

Part of ASSA ABLOY



Amarr as word and logo are registered trademarks belonging to Amarr Company, owned by ASSA ABLOY.
©ASSA ABLOY Printed in USA
Form #6460225/15M/SPR