



Amarr® Olympus

Energy Efficient Steel Traditional Garage Doors



Long Panel design in Sandstone with Sunray DecraTrim window inserts

When it comes to ultimate protection, Amarr Olympus doors stand tall. With triple-layer construction and a superior insulation R-value of 19.40[†], these durable low-maintenance doors give you the ultimate in quiet operation and energy efficiency.



Long Recessed design in Black


Long Panel with full long panel windows (LP)



Long Panel with Moonlite DecraTrim (LP24)



Short Panel with Heartland DecraGlass (SP70)



Short Panel with Stockton DecraTrim (SP20)




Long Recessed with Thames DecraTrim (LR30)

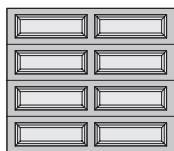


PANEL DESIGNS


SP • SHORT PANEL



LP • LONG PANEL



FP • FLUSH PANEL*



*OL3138 in True White and Color Zone only. OL3200 in True White and Color Zone only.

LR • LONG RECESSED[†]



[†]Available in OL3200 only

ENERGY EFFICIENCY

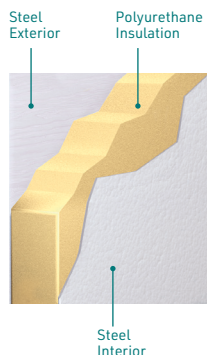


R-value 19.40[†]

For the best thermal performance, select a door with a low U-factor (less heat transfer) or high R-value (more heat resistance) rating.

[†]OL3200 Short Panel True White and Flush Panel True White only.

Construction



STEEL OL3138/OL3200

Triple-Layer: Steel + Insulation + Steel

For the toughest most energy-efficient steel door, Amarr Olympus triple-layer doors include the ultimate in thermal properties, plus a layer of steel for a finished interior look and added durability.

- Heavy-duty exterior and interior steel
- Durable, reliable, low maintenance
- Environmentally safe polyurethane insulation
- Superior energy efficiency
- Extra quiet operation

Specifications

	AMARR OLYMPUS OL3138	AMARR OLYMPUS OL3200
PANEL DESIGNS		
Short Panel	TW/Color Zone	•
Long Panel		•
Flush Panel	TW/Color Zone	TW/Color Zone
Long Recessed		•
INSULATION	Polyurethane	Polyurethane
U-FACTOR	0.24	0.19*-0.23
R-VALUE ¹	14.46	19.40 [‡] - 13.35
DOOR THICKNESS	1-3/8" (3.5cm)	2" (5.1cm)
STEEL THICKNESS	27/27 ga	27/27 ga
WOODGRAIN EXTERIOR TEXTURE	•	•
END STILES Painted	•	•
BOTTOM WEATHER SEAL	•	•
GLASS OPTIONS	All	All
INSULATED GLASS OPTION [†]	•	•
DOOR WIDTHS	8', 9', 16'	All Standard Sizes
DOOR HEIGHTS	All Standard Sizes	All Standard Sizes
WIND LOAD ² AVAILABLE	•	•
PAINT FINISH WARRANTY ³	Lifetime	Lifetime
WORKMANSHIP/HARDWARE WARRANTY ³	5 Years	Lifetime

¹ Calculated door section R-value is in accordance with DASMA TDS-163.

[†] Price upcharge applies

² It is your responsibility to make sure your garage door meets local building codes.

* OL3200 Short Panel True White and Flush Panel True White and Black only.


³ For complete warranty details, visit amarr.com or contact your local Amarr dealer.

[‡] OL3200 Short Panel True White and Flush Panel True White and Black only. 13.35 for all other colors and panel designs.

Verified thermal performance rating per DASMA Thermal Performance Verification Program.

Colors

Actual paint colors may vary from samples shown. Price upcharge applies to all colors except True White.



Amarr doors are pre-painted; homeowners can use exterior latex paint for custom colors. Visit amarr.com for painting instructions. Painting your garage door voids the warranty.

Amarr Company
165 Carriage Court
Winston-Salem, NC 27105
800.503.DOOR
www.amarr.com

Door specifications and technical data subject to change without notice.

Sectional door products from Amarr Company may be the subject of one or more U.S. and/or foreign, issued and/or pending, design and/or utility patents.

Part of ASSA ABLOY



Amarr as word and logo are trademarks belonging to Amarr Company, owned by ASSA ABLOY.

©ASSA ABLOY. Printed in USA
Form #6400225/15M/RRD

Glass Options

Insulated glass[†] available in Clear, Frost and Dark Tint.



DecraTrim Window Inserts

Window inserts shown on Clear glass; inserts also available with Obscure, Frost and Dark Tint glass.

SHORT PANEL

NO INSERT



STOCKTON (20)



PRAIRIE (21)



CATHEDRAL (22)



CASCADE (23)



WATERFORD (25)




WAGON WHEEL (26)



SUNRAY (27)



FULL SUNRAY (28) Available for 16', 17' and 18' only.



FIVE PIECE SUNRAY (29) for 10' door (True White only)



LONG PANEL

NO INSERT



STOCKTON (20)



PRAIRIE (21)



CATHEDRAL (22)



CASCADE (23)



MOONLITE (24)



WATERFORD (25)



WAGON WHEEL (26)



SUNRAY (27)



THAMES (30)



ARCHED THAMES (31)



FULL SUNRAY (28) Available for 15'6", 15'8", 16', 17' and 18' only.



DecraGlass™ Windows

Tempered obscure glass with baked-on ceramic designs; design visibility varies due to lighting.

SHORT PANEL

HEARTLAND (70)



JARDIN (75)



MISSION (71)



TRELLIS (76)



VICTORIAN (54)



LONG PANEL

HEARTLAND (70)



JARDIN (75)



MISSION (71)




TRELLIS (76)



VICTORIAN (54)



Mosaic Window Options



The choice is yours.

Add visual interest to your contemporary, mid-century modern or transitional home. With Mosaic Window Options you decide the number and location of windows to create the door design you want. Visit amarr.com/mosaic for design inspirations.



Amarr participates in the DASMA Thermal Performance Verification Program. The program verifies the thermal performance of a complete sectional door assembly. The lower the U-factor rating, the better the thermal performance.