

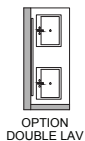
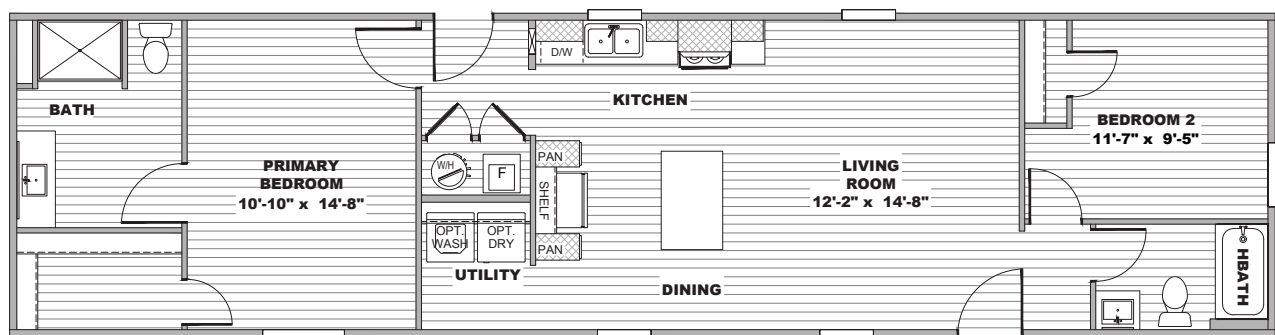
Clayton

HORIZON

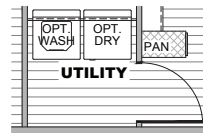
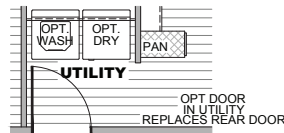
Built to keep life moving forward.

Ember

HZI16602AH / 2 beds / 2 baths / 900 sq. ft. / 16x60



OPTION
DOUBLE LAV



INDEPENDENT RETAIL PARTNER EXCLUSIVE

The home series, floor plans, photos, renderings, specifications, features, pricing, materials and availability shown will vary by retailer and state, and are subject to change without notice.

