



If it says Reeds Ferry®, you got a good one

Reeds Ferry Sheds®
Hudson, New Hampshire
60th Anniversary Edition



Service

Sheds are our only business, so the shed buyer receives our full attention. We apply 60-years of experience and greater product knowledge to deliver a better buying experience.

Quality

We use the same grade lumber and methods found in home construction. We're so certain of our building quality we back it all with a 30-year warranty.

Selection

Reeds showroom spans 12 acres in Southern N.H. Visit Reeds Ferry and you'll see a large selection of sheds on display in every size, style and color.





Grand Victorian with Shed Dormer

The Grand Victorian with Shed Dormer. Taller 7'4" walls and a full-size overhead door are standard features on the Grand Victorian. The face of the Shed Dormer has 3 transom windows which creates a full wall of natural light and a virtual greenhouse for the gardener.

Available Sizes: 12x14 to 14x24

Floor Plan: 1 standard floor plan (See layout on price list)

Siding: DuraTemp®, Vinyl, Cedar T&G, Cedar Clapboard, Vinyl Shakes & Cedar Shakes

Photo: 12x20 Grand Victorian, white shutters, wedgewood vinyl shakes with bottom frieze board trim, light gray architectural shingles. Note: 36' door on backside not seen. (Optional flower boxes, ramp and 21" copper top cupola.)



Grand Victorian with A-Frame Dormer

The Grand Victorian with A-Frame Dormer. All Grand Victorians have extended eave overhangs and bottom frieze board trim that add to their appearance & appeal. The A-Frame version is more than a shed; its interior is often customized to create added living space.

Available Sizes: 12x14 to 14x24

Floor Plan: 1 standard floor plan (See layout on price list)

Siding: DuraTemp®, Vinyl, Cedar T&G, Cedar Clapboard, Vinyl Shakes & Cedar Shakes

Photo: 12x20 Grand Victorian A-Frame, black shutters, clay vinyl siding with bottom frieze board trim, light brown architectural shingles. (Shown with optional 15-light french doors and "no floor option" when placed on a level concrete pad.)





Victorian Cottage with Shed Dormer

The Victorian Cottage with Shed Dormer. Same styling features as the Victorian Cottage with a rooftop shed dormer. Transom windows on the dormer face and above the double-door, 3 large windows with added trim, cottage style vents and extended roof eave overhangs.

Available Sizes: 10x14 to 14x24

Floor Plan: 1 standard floor plan (See layout on price list)

Siding: DuraTemp®, Vinyl, Cedar T&G, Cedar Clapboard, Vinyl Shakes & Cedar Shakes

Photo: 12x16 Victorian Cottage with Shed Dormer, cream vinyl siding and white shutters. (Optional black architectural shingles, bottom frieze board trim, ramp, flower boxes and copper-top cupola.)



Victorian Cottage with A-Frame Dormer

Victorian Cottage with A-Frame Dormer. In addition to the A-Frame dormer, this style has 2 double-doors. (2nd door on far side not seen in photo.) The greater depth of the roof eave overhang is standard on all Victorians and enhances the building's detail.

Available Sizes: 10x14 to 14x24

Floor Plan: 1 standard floor plan (See layout on price list)

Siding: DuraTemp®, Vinyl, Cedar T&G, Cedar Clapboard, Vinyl Shakes & Cedar Shakes

Photo: 10x16 Victorian A-Frame in Reeds Red vinyl siding with black shutters. (Optional ramp, flower boxes, bottom frieze board trim, dark gray architectural shingles, rooftop cupola and weathervane.)



Victorian Cottage Standard

The Victorian Cottage. Added styling makes the Victorian Cottage one of our most popular models. The Victorian features extended roof eave overhangs, larger windows with added window trim, cottage style roof vents and a transom window above the gable end door.

Available Sizes: 8x10 to 14x24

Floor Plan: 1 standard floor plan (see layout on price list)

Siding: DuraTemp,[®] Vinyl, Cedar T&G, Cedar Clapboard, Vinyl Shakes & Cedar Shakes

Photo: 10x16 Victorian. Cedar clapboard, large trimmed windows and burgundy shutters. Bottom freize board trim standard with cedar clapboard. (Optional ramp, cupola, weathervane and black architectural shingles.)



Country Carriage

The Country Carriage. This style has a front wall that is taller than the back wall. The slightly staggered wall heights create a unique offset roof peak. The tall 7-foot front wall also gives the Country Carriage the most head-to-rafter clearance of any of our standard shed styles.

Available Sizes: 6x8 to 14x24

Floor Plans: 6 standard floor plans (availability depends on size; see price-list)

Siding: DuraTemp,[®] Vinyl, Cedar T&G, Cedar Clapboard, Vinyl Shakes & Cedar Shakes

Photo: 10x12 Country Carriage in floor plan #3. Clay vinyl siding, clay shutters. (Optional ramp, dark brown architectural shingles and louvered cupola)



The Name Matters

It's taken 60 years and thousands of sheds to build 1 reputation.

Today consumers in New England recognize the name Reeds Ferry® as their guarantee of superior service and quality.

If you want more than a typical storage shed, a building that will add to the value and appearance of your property, look for the tag...

Reeds Ferry Sheds.

If it says Reeds Ferry®, you got a good one...




Victorian Cottage



Cedar Shake Saltbox



Country Carriage



Cedar T&G Colonial



Grand Victorian



Vinyl Colonial



Victorian with DuraTemp®



Traditional Gambrel

The Traditional Gambrel. The Gambrel's classic barn style roof provides maximum storage. The lower section of roof has a steep pitch, creating a wider area below the rafters and more headroom. Adding an optional loft will maximize your storage space.

Available Sizes: 6x8 to 14x24

Floor Plans: 6 standard floor plans (availability depends on size; see price-list)

Siding: DuraTemp®, Vinyl, Cedar T&G, Cedar Clapboard, Vinyl Shakes & Cedar Shakes

Photo: 8x14 Traditional Gambrel in floor plan #4. Black shingles, blue shutters, beige vinyl siding. (Optional ramp and flower boxes.)



Antique Saltbox

The Antique Saltbox. The Saltbox design originated in New England. The back roof is longer than the front. The extended roof creates an area for an optional exterior storage bin that is protected by the roof overhang. The Saltbox bin is often used for storing firewood. (inset pic)

Available Sizes: 6x8 to 12x24

Floor Plans: 6 standard floor plans (availability depends on size; see price-list)

Siding: DuraTemp®, Vinyl, Cedar T&G, Cedar Clapboard, Vinyl Shakes & Cedar Shakes

Photo: 8x14 Saltbox in floor plan #4. Shaded cedar vinyl shakes. Bottom freize board trim, cottage vents and trimmed windows are standard with vinyl shakes. (Optional dark gray architectural shingles and flower boxes.)



Historic Colonial

The Historic Colonial. The Colonial has the traditional design of the American Classic, but with a steeper roof pitch. Many homes across New England are built using this architectural style and the Historic Colonial shed often provides a perfect style match.

Available Sizes: 6x8 to 14x24

Floor Plans: 6 standard floor plans (availability depends on size; see price-list)

Siding: DuraTemp,[®] Vinyl, Cedar T&G, Cedar Clapboard, Vinyl Shakes & Cedar Shakes

Photo: 12x16 Historic Colonial in floor plan #5. Cream vinyl siding & burgundy shutters. (Optional black architectural shingles and cupola.)



American Classic

The American Classic. The Classic has a lower roof profile. It's called the "Classic" because it's patterned after Reeds first shed built in 1960. There have been numerous upgrades since, but it remains a practical choice and our most economical model.

Available Sizes: 6x8 to 14x24

Floor Plans: 6 standard floor plans (availability depends on size; see price-list)

Siding: DuraTemp,[®] Vinyl, Cedar T&G, Cedar Clapboard, Vinyl Shakes & Cedar Shakes

Photo: 8x12 American Classic in floor plan #4 with 1 window moved to side wall. Gray vinyl siding and black shutters. (Optional weathered wood architectural shingles, larger windows and flower boxes.)






Screened Cabana



Tack Barn



Reeds Pool House



Workshop



Studio



Snack Bar



2-Story Barn

Specialty Buildings

Reeds offers an endless choice of building designs to cover every need. Share your plan with Reeds Ferry® and we will build it.

- Workshop
- Home office
- Arts & crafts studio
- Auto repair
- Vacation camp
- Screened pavilion
- Pool house
- Horse barn
- RV storage
- Garden greenhouse
- Guest house
- Hunting lodge
- Boat storage
- Home theater
- Game room
- Box office
- Snack bar

Options

Reeds standard configurations are popular as is, but we invite you to customize your shed for even greater style and function. Add doors and windows, choose a unique weathervane, increase the storage space with a loft, whatever change you envision we can provide. See the complete list of options on our price-list.

- Workbench
- Cupola
- Rafter Loft
- Cottage Vents
- Flower boxes
- Steel Roll-up Door
- Interior Partition
- Interior Light
- Weathervane
- Ramps
- Sliding Barn Door
- French Doors
- Garage Door
- Rubbermaid® Shelves



Delivery and Installation

Delivery and installation are included in the price. Once we arrive simply approve the location and watch our experienced installation crew go to work. An average installation takes under 3 hours.

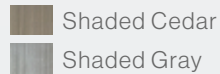
Most of our sheds are prefabricated at our facility and assembled on-site. This method allows the sections to be hand-carried into place and makes sites that would otherwise be inaccessible, possible; it also minimizes any disruption to the landscape.

Note: All buildings are installed by Reeds Ferry® staff, no sub-contractors are employed.





Vinyl Shakes available in the same colors as vinyl, plus the 2 optional colors shown below.



Color Samples are available at our showroom and by mail. Call 888-857-4337 to request.

Vinyl Custom Colors are available by special order. Ask your Representative for details.

Clapboard Exposures

Vinyl Clapboard Siding: 4-inches

Cedar Clapboard: 5-inches

DuraTemp® Siding: 8-inches

Vinyl Shakes: 7-inches

Cedar Shakes: 4.5-inches

Cedar Tongue & Groove Panels: 7-inches


Louvered Shutters are standard, but other shutter styles are available by special order.

Architectural Shingles are standard on all Grand Victorians and are an available option on other styles. See options price-list.


Note: Color shades may vary slightly due to fluctuations in the printing process.

Siding Styles and Colors

Woods and Shakes



Cedar Board



Cedar T&G



DuraTemp®



Shakes

Maintenance-Free Vinyl



Beige



Gray



Clay



Pearl



Sagebrook



Cream



Reeds Red



Wedgewood



Olive



Flint Gray



White



Tan



Blue



Almond

Shutters and Flower Boxes



Burgundy



Almond



Green



Clay



Blue



Gray



Black



White




Brown




Red

Standard and Architectural Shingles

Light Gray




Standard



Architectural

Dark Gray




Standard



Architectural

Green




Standard



Architectural

Red




Standard




Architectural

Black




Standard




Architectural

Dark Brown




Standard




Architectural

Light Brown




Standard



Architectural

Weathered Wood



Standard



Architectural



Reputation

Please confirm our record of customer service. Reeds Ferry has been an accredited member of the Better Business Bureau since 1972. We've held an A+ BBB rating with zero complaints for 48 straight years. Visit the 3rd-party review sites below to learn more about our company.

- ★★★★★ Angie's List Super Service Award winner 10 consecutive years
- ★★★★★ Yelp 5-star rated.
- ★★★★★ Google+ Plus 5-star rating



Contact

Phone: 603.883.1362
Toll Free: 888.85.SHEDS
Fax: 603.882.9566
Email: info@ReedsFerry.com

Online

Order your shed online.
Go to ReedsFerry.com
[facebook.com/ReedsFerry](https://www.facebook.com/ReedsFerry)
twitter.com/ReedsFerry

Showroom

Off Rt 93 in Southern New Hampshire
Open 7 days a week
Mon to Sat 9a-5p, Sunday Noon-5p
3 Tracy Lane, Hudson, NH 03051