

E-Z-Go TXT DROP SPINDLE LIFT KITS

EXCLUSIVE

VOLUME PRICING

New cast steel lift kits for E-Z-Go TXT (94 to 01.5 Gas and Electric, 01.5 and Newer Gas and Electric).

- Heavy duty, easier to install.
- 6" drop spindle lifts.
- 22x11x10" wheels or larger recommended.

Mix or Match!

Buy ANY Combination of 5 or More Volume Priced Lift Kits and Receive the Discount Price Shown for Each Particular Kit.



Drop Spindle Lift Kit, E-Z-Go 94 to 01.5 Gas & Electric

Item #

LIFT-100

VOLUME PRICING



Drop Spindle Lift Kit, E-Z-Go 01.5+ Gas & Electric

Item #

LIFT-102

VOLUME PRICING



Spindle Only, E-Z-Go Gas & Electric 01.5 and Older
LIFT-100S



Spindle Only, E-Z-Go Gas & Electric 01.5 and Newer
LIFT-102S

E-Z-Go LIFT KITS



5" E-Z-Go High 94-01 Gas

Lengthens wheel base. Wider stance. No cutting or welding. Accepts 27" tires.

LIFT-016



8" E-Z-Go Medalist/TXT Electric, 2001-Present

Super heavy duty off-road lift kit. 4 link front suspension. Easy bolt-on installation. Accepts 28" tires.

LIFT-020

8" E-Z-Go Medalist/TXT Gas, 2001-Present

Super heavy duty off-road lift kit. 4 link front suspension. Easy bolt-on installation. Accepts 28" tires.

LIFT-021



5" E-Z-Go High 94-01 Electric

Lengthens wheel base. Wider stance. No cutting or welding. Accepts 27" tires.

LIFT-015



6" Long Travel E-Z-Go Medalist/TXT

Infinite adjustable coil-over shocks. Narrow track width equal to rear of cart. Smooth, stable ride.

LIFT-022



4" Drop Axle 2001.5 and Up E-Z-Go Workhorse

No cutting or welding required. Accepts tire size 23x10.5x12.

LIFT-028



4" Block Lift Kit, E-Z-Go Marathon 1979-1993, Gas (Above Left)


No cutting or welding required.

LIFT-030

4" Block Lift Kit, E-Z-Go Marathon 1979-1993, Electric (Above Right)

No cutting or welding required.

LIFT-029




5" E-Z-Go Workhorse 94-00 Gas & Electric

No cutting or welding. Accepts 23" tires.

LIFT-014

YAMAHA G22 AND DRIVE DROP SPINDLE LIFT KITS

NEW **EXCLUSIVE** **VOLUME PRICING**



New cast steel lift kits for Yamaha G22 Gas & Electric and Yamaha Drive Gas & Electric.

- Heavy duty, easier to install.
- 6" drop spindle lifts.
- 22x11x10" wheels or larger recommended.

Drop Spindle Lift Kit, Yamaha G22 Gas & Electric

Item #

LIFT-104

VOLUME PRICING

Drop Spindle Lift Kit, Yamaha Drive Gas & Electric

Item #

LIFT-105

Mix or Match!

Buy ANY Combination of
5 or More Volume Priced Lift Kits and
Receive the Discount Price Shown for
Each Particular Kit.

YAMAHA Lift Kit G14-G19

EXCLUSIVE

VOLUME PRICING

- Tubular steel constructed A-frame and rear upper shock support mount.
- Includes spacers and adapter plates as required & can be installed with existing hardware.
- Accepts 23" tires.



Mix or Match!

Buy ANY Combination of 5 or More Volume Priced Lift Kits and Receive the Discount Price Shown for Each Particular Kit.

6" Lift Kit Yamaha G14-G19 95-02 Gas & Electric

Item #
LIFT-002

VOLUME PRICING

YAMAHA Lift Kits



7" Yamaha G14/G16/G19 Gas & Electric
No cutting or welding. Accepts 24" tires.
LIFT-013



6" Yamaha G2, G9 85-94 Gas & Electric

Tubular steel constructed A-frame and rear upper shock support mount. Includes spacers and adapter as required, all required hardware and complete illustrated installation instructions. Accepts 23" tires.

LIFT-006



Long Travel Lift Kit, Yamaha G22

Easy bolt on installation. Narrow track width equal to rear of cart. Infinite adjustable coil-over shocks.

LIFT-027



4" Yamaha G1

Easy bolt on installation. No heating or bending. Lengthens wheel base 2". Accepts 20" tires.

LIFT-012

CLUB CAR DS DROP SPINDLE LIFT KITS

EXCLUSIVE


VOLUME
PRICING

New cast steel lift kits for Club Car DS (94 to 05 Gas and 84 to 05 Electric) and Club Car Precedent Gas & Electric.

- Heavy duty, easier to install.
- 6" drop spindle lifts.
- 22x11x10" wheels or larger recommended.
- If your DS is 03.5 to 05 and you have black plastic dust covers on the front hub, purchase the LIFT-106.

Mix or Match!

Buy ANY Combination of
5 or More Volume Priced Lift Kits
and Receive the Discount Price
Shown for Each Particular Kit.



Drop Spindle Lift Kit, Club Car Gas 94 to 03.5 and 05+,
Club Car Electric 84 to 03.5 and 05+ Electric

Item #

LIFT-101

VOLUME
PRICING

Drop Spindle Lift Kit, Club Car 03.5 to 05 Gas and Electric

Item #

LIFT-106



NEW

Drop Spindle Lift Kit, Club Car Precedent Gas & Electric

Item #

LIFT-103

VOLUME
PRICING

NOTE: If your car is 03.5 to 05 and you have black plastic dust covers on the front hub you will need to purchase LIFT-106.

CLUB CAR LIFT KITS



6" Club Car A-Arm 97+ Gas & Electric (Shown)

Easy bolt-on installation. True independent A-Arm suspension. Lengthens wheel base. Adjustable camber. No cutting or welding. ATV design & durability. Accepts 24" tires.

LIFT-008

6" Club Car A-Arm DS 03.5+

Easy bolt-on installation. True independent A-Arm suspension. Lengthens wheel base. Adjustable camber. No cutting or welding. ATV design & durability. Accepts 24" tires.

LIFT-008N

NOTE: If your car is 03.5 to 05 and you have black plastic dust covers on the front hub you will need to purchase LIFT-008N.



8" Club Car A-Arm Kit 97+ Gas & Electric (Shown)

Easy bolt-on installation. True independent A-Arm suspension. Lengthens wheel base. Adjustable camber. No cutting or welding. ATV design & durability. Accepts 26" tires. 1997 or older Club Car Gas Carts required two sets of SPN-0020 Shock Extensions (below) to allow installation.

LIFT-010

8" Club Car A-Arm Kit DS 03.5+

Easy bolt-on installation. True independent A-Arm suspension. Lengthens wheel base. Adjustable camber. No cutting or welding. ATV design & durability. Accepts 26" tires.

LIFT-010N

NOTE: If your car is 03.5 to 05 and you have black plastic dust covers on the front hub you will need to purchase LIFT-010N.



3 1/2" Shock Extensions, Club Car Gas 97 and Older

Set of two. Required when installing LIFT-010 on a 1997 or older Club Car Gas Cart.

SPN-0020



6" Club Car Precedent

No cutting or welding. Cutting edge A-Arm design. Lengthens wheel base. Adjustable camber. Accepts 24" tires.

LIFT-007



8" Club Car A-Arm Kit Pre-97 Gas

Easy bolt-on installation. True independent A-Arm suspension. Lengthens wheel base. Adjustable camber. No cutting or welding. ATV design & durability. Accepts 26" tires.

LIFT-011



6" Club Car A-Arm Kit Pre-97 Gas

Easy bolt-on installation. True independent A-Arm suspension. Lengthens wheel base. Adjustable camber. No cutting or welding. ATV design & durability. Accepts 24" tires.

LIFT-009

LIFT KITS & FENDER FLARES

CLUB CAR LIFT KITS **NEW**



10" Ultra Lift Kit, Club Car DS

Biggest production lift kit. A-Arm design, easy bolt-on installation. Accepts 28" tires. 5" of wheel travel. Tire size 28" x 12" x 12".

LIFT-023G

Gas

LIFT-023E

Electric

10" Ultra Lift Kit, Club Car DS 03 and Newer (Black Dust Caps)

Biggest production lift kit. A-Arm design, easy bolt-on installation. Accepts 28" tires. 5" of wheel travel. Tire size 28" x 12" x 12".

LIFT-024G

Gas

LIFT-024E

Electric



NOTE: Lift Kit shown in orange; actual kits are black powder coat.

Long Travel Lift Kit, Club Car DS

Infinite, adjustable coil-over shocks. Narrow track width equal to the rear of the cart. Smooth, stable ride.

LIFT-025


Long Travel Lift Kit, Club Car DS 03 and Newer (Black Dust Caps)

Infinite, adjustable coil-over shocks. Narrow track width equal to the rear of the cart. Smooth, stable ride.

LIFT-026

HEAVY DUTY CLUTCH SPRINGS **NEW**

Add more low end torque to your cart!



E-Z-Go Power Clutch Spring
CP-0101



Club Car Power Clutch Spring
CP-0102



Yamaha Power Clutch Spring Assembly
with Input Shaft Spacer
CP-0100K

Going off-road with your lifted cart?
Protect your cart, your passengers
and yourself with our line of
Golf Car Fender Flares.
See page 34.



Looking for Complete Lift Kit,
Tire and Wheel Solutions?

See pages 36-37 for
Lift Kit Packages for E-Z-Go,
Club Car, and Yamaha.

Need oversized tires for your
new lift kit? See our Tire &
Wheel Section on pages 36-53
for all your needs.

LIFT KIT ACCESSORIES

HEAVY DUTY LEAF SPRINGS



EXCLUSIVE

Rear Heavy Duty Three Leaf Spring, E-Z-Go Gas 96+ Med/TXT

Compare with 4 Leaf style. 1 lb. heavier, 100+ lb. capacity more per spring. OEM: 70506G01; 74135G01; 74207G01.

SPN-1004



Rear Heavy Duty Four Leaf Spring, E-Z-Go Gas 96+ Med/TXT

OEM: 70506G01; 74135G01; 74207G01.

SPN-1018



NEW

Front Heavy Duty Leaf Spring/E-Z-Go 04+ OE

OEM: 70989G02; 70989G03; 70989G03P.

SPN-1021



Front Heavy Duty Leaf Spring, E-Z-Go Med/TXT 94-00

OEM: 70422G01; 70311G01; 70431G01; 75366G01.

SPN-1002



Front Heavy Duty Leaf Spring, E-Z-Go Gas & Electric 01-03

OEM: 70664G02.

SPN-1010



Front Heavy Duty Leaf Spring, Club Car Gas & Electric 81+

OEM: 1012030.

SPN-1005



EXCLUSIVE

Rear Heavy Duty Three Leaf Spring, Club Car Gas & Elec 81+ DS

Compare with 4 Leaf style. 1 lb. heavier, 100+ lb. capacity more per spring. OEM: 1014675; 1011149; 1012618.

SPN-1008



Rear Heavy Duty 4 Leaf Spring, Club Car Gas & Elec 81+ DS

OEM: 1014675; 1011149; 1012618.

SPN-1019

HEAVY DUTY SHOCKS



Coil Over Front Shock/Heavy Duty, E-Z-Go Medalist/TXT Gas and Electric 94+ (Above Left)

SPN-0109A

Rear Shock/Heavy Duty, Yamaha G14-G22 Gas and Electric 95+ (Above Right)

OEM: JJ3-F2210-10.

SPN-0107



3 1/2" Shock Extensions, CC Gas 97 and Older

Set of two. Required when installing LIFT-010 on a 1997 or older Club Car Gas Cart.

SPN-0020

WHEEL SPACER HUBS

1/2" threaded bolts, for E-Z-Go, Club Car, Yamaha.



VOLUME PRICING

1" Wheel Spacer Hub

Item #

TIR-919



VOLUME PRICING

1.5" Wheel Spacer Hub

Item #

TIR-928



VOLUME PRICING

2" Wheel Spacer Hub

Item #

TIR-929

SEAT KITS, BOXES,
CUSTOM SEAT COVERS

DIAMOND PLATE
BRUSH GUARDS

LIFT KITS,
FENDER FLARES

TIRES, WHEELS,
WHEEL ACCESSORIES

WINDSHIELDS, TOPS,
STURTS, ENCLOSURES

LIGHT KITS, MIRRORS,
GUN RACKS, HEATERS

DASHES, CONSOLES,
RADIO SYSTEMS

MOTORS,
CONTROLLERS

CHARGERS & PARTS,
BATTERY ACCESSORIES

BODY/TRIM,
SUSPENSION PARTS

BRAKE SHOES,
BRAKE DRUMS

KEYS, SWITCHES,
SOLENOIDS

GAS CAR
PARTS

BELTS, CABLES, BEARINGS,
PERFORMANCE PARTS

FENDER FLARES

EXCLUSIVE

VOLUME
PRICING

Made of durable molded black plastic. Set of four. Includes all mounting hardware. Available for E-Z-Go, Club Car and Yamaha.

Protect cars and passengers from rocks, gravel, debris and mud that can be kicked up by oversized tires.



Includes
installation rivets.



Mix or Match!

Buy ANY 5 or More Fender Flares,
Receive the Volume Discount Price Shown.



E-Z-Go TXT 1995+

Item #

ACC-FF11

VOLUME
PRICING



Yamaha G14/G16/G19/G22 1995+

Item #

ACC-FF12

VOLUME
PRICING

Club Car DS 1993+

Item #

ACC-FF13

VOLUME
PRICING



E-Z-Go Workhorse/ST350 ACCESSORIES



ST350 Fender Flares, 96+ Workhorse
New style for current ST350 cowl.

Driver Side OE
ACC-FF20

Passenger Side OE
ACC-FF21



Front Cowl, Champagne/Beige OE
BODY-71468G036

Front Cowl, Hunter Green (Shown) OE
BODY-71468G037



E-Z-Go ST350 96+ Black Powder Steel Tube OE
BG-110



Amber Turn Signal/Marker Light, E-Z-Go X444 88-94, 96+ ST350
OEM: 20570G2, 20574G2.
LGT-210




Taillight, E-Z-Go ST350 OE
OEM: 32739G2.
LGT-211



Headlight Assembly, E-Z-Go 80-94 Marathon, 96+ ST350
OEM: 20209G3, 23686G1.
LGT-209



4" Drop Axle 2001.5 and Up E-Z-Go Workhorse
No cutting or welding required. Accepts tire size 23x10.5x12.
LIFT-028



5" E-Z-Go Workhorse 94-00 Gas & Electric
No cutting or welding. Accepts 23" tires.
LIFT-014



Drop Front Axle Weldment, E-Z-Go Workhorse ST350 Gas and Electric 96+
OEM: 70515G01.
AXL-0004