

ADMIRAL GOLF CART MOTORS

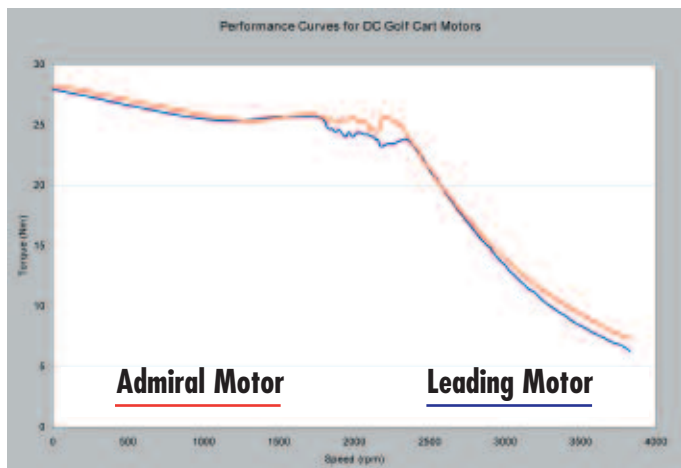
EXCLUSIVE

VOLUME
PRICING

Exclusive Motors Providing More Torque and Speed Than the Leading Motor!

Buy in Volume and Save :: Mix and Match Motors for Volume Discounts

Motors Qualify for FREE Freight with a \$3000.00 Purchase



Torque Speed Comparison

Independent testing facility determines Admiral Motors provide more torque and speed than the leading motor.

Exclusive golf cart motors for Club Car DS 48-Volt Non-Regen Electric Carts (10 Splined Axles), E-Z-Go 36-Volt Non-Regen Electric Carts (19 Splined Axles), and Yamaha 36-Volt Non-Regen Electric Carts (19 Splined Axles).

New in 2008! Motors for Club Car High Speed IQ Regen (10 Splined Axles) and E-Z-Go PDS.

- Can be used with OEM controllers (add a 400 AMP controller for increased torque... see page 91).
- Gain up to 8 MPH additional speed with a 5-10% loss of torque.
- More efficient than the leading motor.
- 1 Year Warranty.

E-Z-Go



E-Z-Go 36-Volt Non-Regen Electric (19 Splined Axles)

- Speeds up to 19 MPH.
- 8.0 peak horsepower.
- Replaces D-31, HT-D297, ADC 6-224C.

Item #
MOT-B1

VOLUME
PRICING



NEW

E-Z-Go DCS/PDS — Coming Soon, Call for Availability

- Speeds up to 21 MPH.
- 8.4 peak horsepower.
- Replaces 6-224H, XP-2140.

Item #
MOT-B2

VOLUME
PRICING

Looking for controllers? See pages 91-97 for a full selection of GE, Alltrax and rebuilt controllers.

MOTORS, CONTROLLERS AND SPEED PARTS

CLUB CAR



NEW

Club Car DS 48-Volt Non-Regen Electric (10 Splined Axles)

- Speeds up to 22 MPH.
- 10.0 peak horsepower.
- Replaces D-32, HT-D377, ADC 6-223A.

Item #
MOT-A1

VOLUME
PRICING



Club Car High Speed IQ Regen (10 Splined Axles)

- Speeds up to 24 MPH.
- 9.0 peak horsepower.
- Replaces D390.

Item #
MOT-A2

VOLUME
PRICING

YAMAHA



Yamaha 36-Volt Non-Regen Electric (19 Splined Axles)

- Speeds up to 19 MPH.
- 8.0 peak horsepower.
- Replaces D-31, HT-D297, ADC 6-224C.

Item #
MOT-B1

VOLUME
PRICING

Mix or Match!
Buy 5 or More of ANY Combination of Admiral
Motors and Receive the Volume Discount Price.

SEAT KITS, BOXES,
CUSTOM SEAT COVERS
DIAMOND PLATE
BRUSH GUARDS
LIFT KITS,
FENDER FLARES
TIRES, WHEELS,
WHEEL ACCESSORIES
WINDSHIELDS, TOPS,
GUN RACKS, HEATERS
LIGHT KITS, MIRRORS,
DASHES, CONSOLES,
RADIO SYSTEMS
MOTORS,
CONTROLLERS
CHARGERS & PARTS,
BATTERY ACCESSORIES
BODY/TRIM,
SUSPENSION PARTS
BRAKE SHOES,
BRAKE DRUMS
KEYS, SWITCHES,
SOLENOIDS
GAS CAR
PARTS
BELTS, CABLES, BEARINGS,
PERFORMANCE PARTS

D&D GOLF CART MOTORS



- Made in the USA.
- Available for E-Z-Go, Yamaha, and Club Car.
- Most motors do not require controller upgrades.
- Highest torque aftermarket motors being sold today!

Motors Qualify for FREE Freight with a \$3000.00 Purchase

E-Z-Go and Yamaha Series 36 Volt Motors/19 Spline				
PART NUMBER		PEAK HORSEPOWER	SPEED TO	SUGG. RETAIL
MOT-170-1-1		7.6	14 MPH	6-224G
MOT-170-2-1	NEW	8.3	16 MPH	6-224C
MOT-170-4-1		10.2	12 MPH	
MOT-170-6-1 *		8.6	21 MPH	6-224I
E-Z-Go DCS Vehicles Only				
MOT-170-500-1		8.4	18.5 MPH	6-224H
MOT-170-501-1		8.8	16 MPH	
MOT-170-502-1		8.9	14 MPH	
MOT-170-505-1A		7.0	14 MPH	
E-Z-Go PDS Vehicles Only				
MOT-170-502-1		8.9	16 MPH	
Club Car and Older Yamaha Motors/10 Spline				
MOT-170-1-2		9.4	16 MPH	
MOT-170-3-2		10.1	22 MPH	6-223A
MOT-170-4-2A		10.2	15 MPH	
MOT-170-7-2 *		16.5	25 MPH	6-223D
Club Car Regen I				
MOT-170-501-3		11.0	19 MPH	
Club Car PDP and IQ				
MOT-170-502-2		11.4	17 MPH	
MOT-170-506-2		9.1	24 MPH	D390
Yamaha 48 Volt Regen				
MOT-170-501-1A		8.0	20 MPH	
MOT-170-505-1 *	NEW	11.4	17 MPH	

** Use of this motor may require a controller upgrade. Check with our experts before ordering.*

ALLTRAX SERIES CONTROLLERS

- Water and Corrosion Proof
- Vibration Proof
- Fully Programmable
- Highest Grade Components
- The leader in performance, durability
- Fits Club Car (95 & older, 96 & newer), E-Z-Go (94 & older, 95 & newer), Yamaha (G14/G16)
- All Transistor Technology for More Durability, 60% Less Heat
- 2 Year Warranty



ITEM NO.	AMPERAGE	DUTY	VOLTAGE	PROGRAMMABLE	SUGG. RETAIL
CON-4834	300	2 Min.	24-48	Yes	
CON-4844	400	2 Min.	24-48	Yes	
CON-4845	400	2 Min.	24-48	Yes	
CON-4855	500	2 Min.	24-48	Yes	
CON-4865	650	2 Min.	24-48	Yes	

Looking for Rebuilt Controllers? See pages 96-97.

ALLTRAX REGEN CONTROLLERS

Get high speed without changing motors. Add for 20+ MPH on E-Z-Go PDS and Club Car IQ. Add for more torque on E-Z-Go PDS and DCS, Club Car IQ, Regen II, and Yamaha G19E.



AMPERAGE	E-Z-GO DCS	E-Z-GO PDS	YAMAHA G19	CLUB CAR PDPLUS	CLUB CAR IQ
300	CON-DCX300	CON-DCX300PDS	CON-DCX300G19	CON-DCX300PDPLUS	CON-DCX300IQ
400	CON-DCX400	CON-DCX400PDS	CON-DCX400G19	CON-DCX400PDPLUS	CON-DCX400IQ
500		CON-DCX500PDS NEW			
600	CON-DCX600	CON-DCX600PDS	CON-DCX600G19	CON-DCX600PDPLUS	CON-DCX600IQ

Looking for Rebuilt Controllers? See pages 96-97.

GE SERIES CONTROLLERS

You'll save money now and later with GE Series Controllers.
More torque and more power without the expense.

**COMPARE PRICE
TO ALLTRAX**



Add more torque and power with new GE Series Controllers. These controllers are less expensive than the competition and are easily adjustable with nothing more than a screwdriver.

ITEM NO.	AMPERAGE	ACCELERATOR TYPE	FOR USE WITH	SUGG. RETAIL
CON-500-V	500	5-0k	94+ E-Z-Go Series (5 Pin Controller)*, Yamaha 36 Volt Series*, Club Car (See Notes Below)	
CON-500-O	500	0-5k	E-Z-Go Marathon, Club Car (See Notes Below)	
CON-700-V	700	5-0k	94+ E-Z-Go Series (5 Pin Controller)*, Yamaha 36 Volt Series*, Club Car (See Notes Below)	
CON-700-O	700	0-5k	E-Z-Go Marathon, Club Car (See Notes Below)	

*Denotes harness needed for installation. See below.

Club Car Accelerator Technical Notes

- 1994 and Older cars use 0-5k accelerator.
- 1998 and Newer cars use 5-0k accelerator.
- 1995 to 1997 cars used a mix of 0-5k and 5-0k accelerator. Inspect your controller and match the connections described below in order to choose the correct controller.

0-5k Accelerator

Controller will have a black wire running to Pin #2 and a white wire running to Pin #3.

5-0k Accelerator

Controller will have a green wire running to Pin #2, a yellow wire running to Pin #3 and a purple wire running to the B- Bar.

WIRING HARNESSES FOR GE SERIES CONTROLLERS



For Use on E-Z-Go 94+ Series Cars with 5 Pin Controller
CON-H105



From Yamaha 36 Volt Series JN-4 Controller to GE Controller
CON-H301

GE REGEN CONTROLLERS

Get speeds up to 20 MPH with GE Regen Controllers.

**COMPARE PRICE
TO ALLTRAX**



CON-FX300



CON-FX500

ITEM NO.	AMPERAGE	ACCELERATOR TYPE	FOR USE WITH	SUGG. RETAIL
CON-FX300	300	Programmable	E-Z-Go DCS, PDS; Club Car Regen 1, PDP, IQ; Yamaha G19, G22, Drive	
CON-FX500	500	Programmable	E-Z-Go DCS, PDS; Club Car Regen 1, PDP, IQ; Yamaha G19, G22, Drive	

WIRING HARNESSES FOR GE REGEN CONTROLLERS

E-Z-Go



DCS to FX300
CON-H101



DCS to FX500
CON-H102



PDS to FX300
CON-H103



PDS to FX500
CON-H104

CLUB CAR



Regen 1 to FX300
CON-H201



Regen 1 to FX500
CON-H202



PDP to FX300/500
CON-H203



IQ to FX300
CON-H204



IQ to FX500
CON-H205

YAMAHA



G19/G22 to FX500
CON-H302



Drive to FX300
CON-H303


















Drive to FX500
CON-H304

SEAT KITS, BOXES,
CUSTOM SEAT COVERS
DIAMOND PLATE,
BRUSH GUARDS
LIFT KITS,
FENDER FLARES
TIRES, WHEELS,
WHEEL ACCESSORIES
WINDSHIELDS, TOPS,
STRUTS, ENCLOSURES
LIGHT KITS, MIRRORS,
GUN RACKS, HEATERS
DASHES, CONSOLES,
RADIO SYSTEMS
MOTORS,
CONTROLLERS
CHARGERS & PARTS,
BATTERY ACCESSORIES
BODY/TRIM,
SUSPENSION PARTS
BRAKE SHOES,
BRAKE DRUMS
KEYS, SWITCHES,
SOLENOIDS
GAS CAR
PARTS
BELTS, CABLES, BEARINGS,
PERFORMANCE PARTS

MOTOR/CONTROLLER CROSS-REFERENCE GUIDE













Looking to select a motor or motor/controller combination? Use this chart to see our recommendations for achieving optimum performance for your application. If you have any additional questions please contact our sales staff.

KEY: High Speed Speed/Torque High Torque

CART MODEL	MOTOR OPTIONS	CONTROLLER OPTIONS
E-Z-Go 36 Volt Series Golf Cart 19 Spline Motor	 <i>Not for Lifted Carts</i> MOT-B1 Up to 19 MPH 8.0 Peak Horsepower 5-10% Torque Loss	 CON-500-V 500 AMP GE Controller, Up to 30% Increase in Torque. Requires CON-H105. <i>We recommend upgrading all wires to a minimum of 4 AWG and installing a heavy duty F+R Switch.</i>
	 <i>Mild Hills*</i> MOT-170-2-1 Up to 16 MPH 8.3 Peak Horsepower 20% Torque Gain	 CON-700-V 700 AMP GE Controller, Up to 40% Increase in Torque. Requires CON-H105. <i>Requires upgrading all wires to a minimum of 4 AWG and installing a heavy duty F+R Switch.</i>
	 <i>Lifted Carts* Hilly Terrain*</i> MOT-170-4-1 Up to 12 MPH 8.0 Peak Horsepower 40% Torque Gain <i>*Controller Upgrade Recommended</i>	
Club Car 48 Volt Series Golf Cart 10 Spline Motor	 <i>Not for Lifted Carts</i> MOT-A1 Up to 22 MPH 10.0 Peak Horsepower 5-10% Torque Loss	 CON-500 500 AMP GE Controller, Up to 30% Increase in Torque. <i>Installation requires knowing whether your cart uses a 0-5k or 5-0k potentiometer. See Tech Notes on page 92 or ask our staff. We recommend upgrading all wires to a minimum of 4 AWG and installing a heavy duty F+R Switch.</i>
	 <i>Mild Hills*</i> MOT-170-1-2 Up to 16 MPH 9.4 Peak Horsepower 20% Torque Gain	 CON-700 700 AMP GE Controller, Up to 40% Increase in Torque. <i>Installation requires knowing whether your cart uses a 0-5k or 5-0k potentiometer. See Tech Notes on page 92 or ask our staff. Requires upgrading all wires to a minimum of 4 AWG and installing a heavy duty F+R Switch.</i>
	 <i>Lifted Carts* Hilly Terrain*</i> MOT-170-4-2A Up to 15 MPH 10.2 Peak Horsepower 40% Torque Gain <i>*Controller Upgrade Recommended</i>	
Yamaha 36 Volt Series Golf Cart 19 Spline Motor	 <i>Not for Lifted Carts</i> MOT-B1 Up to 16 MPH 7.0 Peak Horsepower 5-10% Torque Loss	 CON-500-V 500 AMP GE Controller, Up to 30% Increase in Torque. Requires CON-301. <i>We recommend upgrading all wires to a minimum of 4 AWG and installing a heavy duty F+R Switch.</i>
	 <i>Mild Hills*</i> MOT-170-2-1 Up to 15 MPH 8.3 Peak Horsepower 20% Torque Gain	 CON-700-V 700 AMP GE Controller, Up to 40% Increase in Torque. Requires CON-H301. <i>Requires upgrading all wires to a minimum of 4 AWG and installing a heavy duty F+R Switch.</i>
	 <i>Lifted Carts* Hilly Terrain*</i> MOT-170-4-1 Up to 12 MPH 10.2 Peak Horsepower 40% Torque Gain <i>*Requires Controller Upgrade</i>	


MOTORS, CONTROLLERS AND SPEED PARTS

HAVE MOTOR & CONTROLLER QUESTIONS?
CALL THE RED HAWK SALES STAFF AT 1-866-666-7278

CART MODEL	MOTOR OPTIONS	CONTROLLER OPTIONS
E-Z-Go DCS/PDS 36 Volt Regen Golf Cart 19 Spline Motor	 <p>MOT-B2 Up to 18 MPH 8.4 Peak Horsepower 5-10% Torque Loss <i>Not for Lifted Carts</i></p>	 <p>CON-FX300 300 AMP GE Controller, Up to 5% Increase in Torque. DCS requires CON-H101, PDS requires CON-H103. <i>We recommend upgrading all wires to a minimum of 4 AWG.</i></p>
	 <p>MOT-170-502-1 Up to 16 MPH 8.9 Peak Horsepower 40% Torque Gain <i>Lifted Carts* Hilly Terrain*</i> <i>*Controller Upgrade Recommended</i></p>	 <p>CON-FX500 500 AMP GE Controller, Up to 30% Increase in Torque. DCS requires CON-H102, PDS requires CON-H104. <i>Requires upgrading all wires to a minimum of 4 AWG.</i></p>
Club Car 48 Volt Series Golf Cart 10 Spline Motor	 <p>MOT-A2 Up to 24 MPH 9.0 Peak Horsepower 5-10% Torque Loss <i>Not for Lifted Carts</i></p>	 <p>CON-FX300 300 AMP GE Controller, Up to 5% Increase in Torque. Regen 1 requires CON-H201, PDP requires CON-H203, IQ requires CON-H204. <i>We recommend upgrading all wires to a minimum of 4 AWG.</i></p>
	 <p>MOT-170-502-2 Up to 17 MPH 11.4 Peak Horsepower 40% Torque Gain <i>Lifted Carts* Hilly Terrain*</i> <i>*Controller Upgrade Recommended</i></p>	 <p>CON-FX500 500 AMP GE Controller, Up to 30% Increase in Torque. Regen 1 requires CON-H202, PDP requires CON-H203 & pin 11 & 17 swap, IQ requires CON-H205. <i>Requires upgrading all wires to a minimum of 4 AWG.</i></p>
Yamaha 48 Volt Regen Golf Cart 19 Spline Motor	 <p>MOT-170-501-1A Up to 20 MPH 8.0 Peak Horsepower 5-10% Torque Loss <i>Not for Lifted Carts</i></p>	 <p>CON-FX300 300 AMP GE Controller, Up to 5% Increase in Torque. Drive requires CON-H303. <i>We recommend upgrading all wires to a minimum of 4 AWG.</i></p>
	 <p>MOT-170-505-1 Up to 17 MPH 11.4 Peak Horsepower 20% Torque Gain <i>Lifted Carts* Hilly Terrain*</i> <i>*Controller Upgrade Recommended</i></p>	 <p>CON-FX500 500 AMP GE Controller, Up to 30% Increase in Torque. G19/G22 requires CON-H302, Drive requires CON-H304. <i>Requires upgrading all wires to a minimum of 4 AWG.</i></p>

SEAT KITS, BOXES,
CUSTOM SEAT COVERS
DIAMOND PLATE
BRUSH GUARDS
LIFT KITS,
FENDER FLARES
TIRES, WHEELS,
WHEEL ACCESSORIES
WINDSHIELDS, TOPS,
STRUTS, ENCLOSURES
LIGHT KITS, MIRRORS,
GUN RACKS, HEATERS
DASHES, CONSOLES,
RADIO SYSTEMS
MOTORS,
CONTROLLERS
CHARGERS & PARTS,
BATTERY ACCESSORIES
BODY TRIM,
SUSPENSION PARTS
BRAKE SHOES,
BRAKE DRUMS
KEYS, SWITCHES,
SOLENOIDS
GAS CAR
PARTS
BELTS, CABLES, BEARINGS,
PERFORMANCE PARTS

E-Z-Go REBUILT CONTROLLERS



E-Z-Go TXT PDS 2000+
Rebuilt Curtis PDS.
CON-RP77-EZGOSX



**E-Z-Go TXT/MED Non-DCS
95 & Up/5-Pin**
Rebuilt Curtis 1206 5-pin.
CON-1206-RB



E-Z-Go TXT DCS 95-99/9-pin
Rebuilt Curtis 1206 9-pin.
CON-1206SX-RB



E-Z-Go 89-94 36V
400 AMP rebuilt Curtis 1204.
CON-1204-RB

E-Z-Go UPGRADED REBUILT CONTROLLERS



E-Z-Go Workhorse/Industrial
400 AMP standard. Rebuilt
Curtis 1205, 36V.
CON-1205-400EZ-RB



E-Z-Go 89-94 36V
400 AMP rebuilt Curtis 1204.
CON-1204-RB



E-Z-Go 9-Pin DCS
Curtis 1206 36 V 400 Amp
standard.
CON-1206SX400-RB

**WE CAN REBUILD
MOST CONTROLLERS –
CALL FOR INFO**

CLUB CAR REBUILT CONTROLLERS



CC 48V Series Non-Regen 95+
Rebuilt Curtis 1204 48v.
Upgraded to 400 AMP std.
CON-1204-CC-RB



Club Car Regen II 98 & Newer
Rebuilt GE 48v Regen.
CON-3645-220CC-RB



Rebuilt CC IQ Controller
CON-1510-5201



Club Car 92-94 36V
400 AMP rebuilt Curtis 1204.
CON-1204-RB

*Rebuilt Controllers Have a One Year Warranty from Date of Purchase.
All Controllers Have a \$100.00 Core Charge, Refundable Upon Receipt of Old Controller.*

CLUB CAR UPGRADED REBUILT CONTROLLERS



CC 48V Series Non-Regen 95+
Rebuilt Curtis 1204 48v.
Upgraded to 400 AMP std.
CON-1204-CC-RB



Club Car Regen II 98+ - 500 AMP
500 AMP Upgrade.
CON-3645-CC-500



Club Car 92-94 36V
400 AMP rebuilt Curtis 1204.
CON-1204-RB

YAMAHA REBUILT CONTROLLERS



Yamaha G19E 96 & Newer
Rebuilt GE 48 volt.
CON-3645SH4D-RB



Yamaha 36V G8-G16
Rebuilt JN4 controller.
CON-JN4-02-RB



Rebuilt Yamaha G22E Controller
CON-3645-G22-RB

Red Hawk is currently looking to buy JN4 cores. Call us about selling your excess cores!

YAMAHA UPGRADED REBUILT CONTROLLER




Yamaha G19E 96 & Newer - 500 AMP
500 AMP Upgrade.
CON-3645-YM-500

WE CAN REBUILD MOST CONTROLLERS - CALL FOR INFO

MISCELLANEOUS REBUILT CONTROLLERS



Curtis 36 Volt, 400 AMP, 0-5K Accelerator
CON-1204-RB-009



Curtis 36 Volt, 400 AMP, 0-5K Accelerator
CON-1204-RB-015



36-48 Volt, 350 AMP, E-Z-Go ITS
CON-1205-350EZ-RB



28-48 Volt, 400 AMP, 0-5K
CON-1205-400-RB

*Rebuilt Controllers Have a One Year Warranty from Date of Purchase.
All Controllers Have a \$100.00 Core Charge, Refundable Upon Receipt of Old Controller.*

RESISTOR SPEED CONTROL PARTS

E-Z-Go



Contact, Speed Switch, E-Z-Go Resistor Type Systems Only, Elec 65+
OEM: 11912G1.
CON-001



Contact, Wiper Arm, E-Z-Go Resistor Type Systems Only, Electric 83+
OEM: 17504G1; 17504G2.
CON-002



Diode, 3 Amp for Solenoid, E-Z-Go Marathon Electric 89-94
OEM: 30353G1; 21762G1; 30353G8.
CON-004



Inductive Throttle Sensor, E-Z-Go Electric 94+ Series DCS & PDS
OEM: 25854G01.
CON-007



Accelerator Switch
OEM: 19255G2.
CON-020



Potentiometer w/Micro Switch, E-Z-Go Marathon Electric 90-94
Used with Curtis controller.
OEM: 27094G01; 25267G2; 25399G1.
CON-005



Freedom Plug, E-Z-Go PDS Electric 00+
OEM: 73272G01; 73272G01P.
CON-006



Yamaha G2-G16 36V Throttle Sensor
OEM: JN4-85885-01.
CON-021

YAMAHA

CLUB CAR



MCOR Motor Controller Input, CC Elec 01-04
OEM: 1021011-01.
CON-012



Multi-Step Potentiometer Assembly, CC Electric 48V 00-04
OEM: 1019320-01; 1019320-04.
CON-013




Multi-Step Potentiometer Assembly, CC Electric 48V 98-99
OEM: 1019320-03.
CON-014



V-Glide Switch Case Assembly, CC Elec 88+
OEM: 1014999; 1014917.
CON-015



Diode, 3 Amp for Solenoid, CC Electric 90+
OEM: 1014948.
CON-004



V-Glide Switch Case Cover, CC DS Electric 36V & 48V 85+
OEM: 1013886.
CON-016



V-Glide Wiper Brush, CC Electric DS 88+
OEM: 1013860.
CON-017



V-Glide Wiper Arm, CC Electric DS 88+
OEM: 1013887.
CON-018



V-Glide Wiper Arm Holder, CC Elec DS 88+
OEM: 1014017.
CON-019

RESISTORS

NEW



**Heavy Duty Resistor, 12-36 Volt
CON-008**



**Heavy Duty Resistor, 48 Volt
CON-009**



**Heavy Duty Resistor, 72 Volt
CON-010**




**Resistor, 25 ohm, 5 Watt
OEM: 21764G1; 1014947.
CON-011**

HEAVY DUTY FORWARD/REVERSE SWITCHES

Beefed up F&R switches for modified cars. If a high amp controller is installed you need these switches.



**E-Z-Go Non-DCS Electric 94+
FR-020**




**Club Car DS 48V Electric 96+
FR-021**



**Club Car DS 48V Electric 96+ and
36V with Controller 90-94
FR-022**

For more Forward/Reverse Switches please see pages 134-135.

HEAVY DUTY 4 GAUGE COMPLETE BATTERY CABLE SETS



Club Car DS HD Battery Cable Set
For Club Car DS 48V PowerDrive elec 95+. Complete 4 gauge beefed up power cable sets for your beefed up car.
BAT-1007



E-Z-Go PDS HD Battery Cable Set
For E-Z-Go PDS electric 94 & up. Complete 4 gauge beefed up power cable sets for your beefed up car.
BAT-1006

For more Battery Cable Sets please see page 108.

FULLY AUTOMATIC BATTERY CHARGER

Multimode Electronic Charger by Schauer

Intelligent chargers follow battery impedance to end of charge cycle for all battery types.

Fully automatic charger that is less than 1/2 the size and less than 1/4 the weight of a conventional automatic charger.

- Low Voltage Start: will charge a deeply discharged battery with terminal voltage less than 4 volts.
- Charge Control: constant current charge to a constant voltage then to a float standby.
- Will work with 110 or 220 volt input.
- Great for overnight charging.
- Fully automatic 3 stage charger can be left on the battery in maintaining/float mode.
- Reverse polarity and short circuit proof.
- Available in 36V and 48V.

**WORKS ON 110
OR 220 VOLT**



**20A 36V Schauer Charger,
Anderson SB50 Plug
CGR-211A**



**20A 36V Schauer Charger,
Powerwise Plug
CGR-215A**



**15A 48V Schauer Charger,
Club Car Plug
CGR-236A**



**20A 36V Schauer Charger, Crowsfoot Plug
CGR-213A**



**15A 48V Schauer Charger with Yamaha Plug
CGR-234A**

BATTERY CHARGERS



**Lester Battery Charger 25900,
36V/21A with Crowsfoot Plug
CGR-018**



**Lester Battery Charger 25900,
36V/21A with SB50 Plug
OEM: 26984G01.
CGR-019**



**Battery Charger, Club Car Powerdrive 48V ^{OE}
OEM: 101802201.
CGR-003**



**Battery Charger, 36V/20A Powerwise ^{OE}
OEM: 28115G1.
CGR-015**



**Mac Charger, 48V Yamaha ^{OE}
CGR-017**

DISCHARGE TESTER



Determines how many minutes your battery will run.
CGR-300


CAPACITOR




6 MF canister-type with two 4-terminal spade type connectors. For most 24V, 36V, 42V, 48V chargers.
OEM: 1012095.
CGR-009

LESTER 36V-21A TRANSFORMER

36V-21A for Lester 14100, 16500.
OEM: 1015912.
CGR-012




ON BOARD COMPUTERS

48 Volt On Board Computer for Powerdrive (Shown) 
OEM: 1019099-01. Lester # 19190, 19190-88, 19190-90, 21065, 20370-10.
CGR-027

48 Volt On Board Computer for Powerdrive 
OEM: 1018006-01; 1018006-06. Lester # 20390-77, 20390-88, 21750, 20405-00, 16705, 16705-77, 16705-88.
CGR-028

48 Volt On Board Computer for Powerdrive Plus 
OEM: 1018006-08; 1018598-01. Lester # 18300, 18300-77, 20400-66, 20905, 20385-00.
CGR-029

48 Volt On Board Computer for Precedent 04+ 
PowerDrive with a 5-pin connector. Includes 6' cable. OEM: 1025110-01; 1025863-01.
CGR-030

48 Volt On Board Computer for Powerdrive Plus (Regen) 98-02  
and Powerdrive (Series) 05+
OEM: 1019099-02.
CGR-033

48 Volt On Board Computer for Club Car DS IQ  
OEM: 1033594-01.
CGR-034



PLUGS/HANDLES



Charger Plug, Crowfoot Black
Club Car, E-Z-Go and Yamaha.
CGR-066



Powerwise Charger Handle
Handle only – no internal parts –
for E-Z-Go Powerwise chargers.
OEM: 73051G11; 73051G12.
CGR-075



SB50 Charger Plug, Two 10-12 Gauge Tips
OEM: 2707; 8425; 11577G1;
13715G1; 28030G01; 27815G01.
CGR-078



SB50 Handle, E-Z-Go Electric 83-95
Use with Anderson SB50 Plug.
OEM: 18972G1; 18700G2.
CGR-072



SB50 Charger Plug with Two 6 Gauge Tips
OEM: 11577G2; 13715G2;
27815G02.
CGR-077




SB50 Charger Plug with Wire, E-Z-Go Elec 83-94
OEM: 14852G1; 14852G2;
18784G1.
CGR-079



SB50 10-12 Gauge Contacts
OEM: 13714G1; 13802G1;
28030G1; 50877G1.
CGR-080

CHARGER FUSES AND ASSEMBLIES



50A Fuse, Powerwise/Powerwise+ Chargers 
OEM: 28106G01.
CGR-068



30A Fuse Assembly
For chargers with clear plastic fuse cover
(Lester 17910, 14390, 14100, 9700,
9032, 7850, 7710 and others).
OEM: 1012101; 31567G1; 603207.
CGR-010




40A Fuse Assembly
For chargers with clear plastic fuse cover
(Lester 9600, 9513, 9475, 9080 & others).
CGR-070



Receptacle Fuse, CC 48V Powerdrive 95-02
OEM: 1017968-01.
CGR-035



3/8" Amp Fuse, CC Precedent 48V 95-05 
OEM: 1018949-01.
CGR-036



15 Amp Circuit Breaker
OEM: 1018287-01.
CGR-051

DC CORDS



10' Powerwise, E-Z-Go 36V
Lester 9700. OEM: 28137G02;
73345G01; 28137G01.
CGR-020



10' SB50 for E-Z-Go 36V
OEM: 18747G1.
CGR-023



10' Powerdrive, Club Car 48V 95+
OEM: 1018289-99; 1018288-01.
CGR-021



10' Yamaha 48V Mac Charger 96+
OEM: CDC10-23-00; JR1-H6181-02.
CGR-024



10' Crowfoot, Club Car, E-Z-Go and Yamaha
OEM: 1013688, 1013753; 18636G1.
CGR-022

ELECTRONIC TIMERS



36V "Slide Out" Modular Timer
For Lester 14100, 16500.
OEM: 1015906.
CGR-011



36V Timer Kit w/Three Lead Wires
For Lester 9700, 7850.
OEM: 1011164; 1012096.
CGR-007

AC CORDS



AC Cord with 3-Prong Plug, Lester 16500, 14100 and E-Z-Go Powerwise & Powerwise+ Chargers 94+
OEM: 1012069; 1012099; 19388G1.
CGR-065



48V AC Cord with 3-Prong Plug, Club Car PowerDrive Chargers 48V Electric 95+
OEM: 101828801.
CGR-074

STRAIN RELIEF FOR AC/DC CORDS



AC Cord Strain Relief, All E-Z-Go Chargers
OEM: 13577G2.
CGR-081




DC Cord Strain Relief, All E-Z-Go Chargers
OEM: 1012098; 13557G3.
CGR-082

CHARGERS, CHARGER PARTS & BATTERY ACCESSORIES

CHARGER BOARDS


Compare Our Prices on Our Exclusive Charger Boards :: Buy More and Save



Charger Circuit Board, E-Z-Go Powerwise Chargers 94+
Replaces both the control and power input boards.
OEM: 28667G01; 28566G01.

Charger Circuit Board, E-Z-Go Powerwise 94+
Item #
CGR-026

**VOLUME
PRICING**




Total Charge Charger Board
Total Charge® 1/3/4, E-Z-Go Module assembly.
OEM: 28668G01; 28567G01; 26884G01.

Total Charge Charger Board
Item #
CGR-083


**VOLUME
PRICING**



48V Charger Circuit Board for MAC Chargers and Yamaha 48V 96+
Yamaha/Solid state board with a 17-pin and a 4-pin connector and 5 LEDs.
CGR-025



Charger Board, Power Input, E-Z-Go Powerwise 94+ ^{OE}
OEM: 28667-G03.
CGR-032



Charger Board, Control with LEDs, E-Z-Go Powerwise 94+ ^{OE}
OEM: 28667-G02.
CGR-031

RELAYS



36V Timer Relay Kit
CGR-008



36V Relay with Mounting Bracket
For Lester 14100, 9700, 7710.
OEM: 1015428; 1015911.
CGR-013



48V Relay, Club Car PowerDrive Chargers, 48V Electric 95+
OEM: 101828601.
CGR-073

SEAT KITS, BOXES,
CUSTOM SEAT COVERS
DIAMOND PLATE
BRUSH GUARDS
LIFT KITS,
FENDER FLARES
TIRES, WHEELS,
WHEEL ACCESSORIES
WINDSHIELDS, TOPS,
GUN RACKS, HEATERS
LIGHT KITS, MIRRORS,
DASHES, CONSOLES,
RADIO SYSTEMS
MOTORS,
CONTROLLERS
CHARGERS & PARTS,
BATTERY ACCESSORIES
BODY TRIM,
SUSPENSION PARTS
BRAKE SHOES,
BRAKE DRUMS
KEYS, SWITCHES,
SOLENOIDS
GAS CAR
PARTS
BELTS, CABLES, BEARINGS,
PERFORMANCE PARTS

DIODES, DIODE ASSEMBLY & HEAT SINK



Bolt On Diode, Club Car/E-Z-Go Chargers
OEM: L2010; 18488G1; 12163G1.
CGR-067



NEW

Diode Assembly, For Powerwise
OEM: 28548G01.
CGR-069



Heat Sink with Diodes
Bolt on diode plate assembly, 36V and 48V. Lester 17910, 14360, 14100, 9700, 9032, 7850, 7710 and others.
OEM: 1012102; 1012109; 1015914.
CGR-004

DC RECEPTACLES AND BEZELS



Receptacle Assembly, E-Z-Go Powerwise Chargers
OEM: 73149G01.
CGR-076



DC Receptacle, E-Z-Go Med/TXT Non-DCS Electric 94+ (Above Left)
OEM: 73063G01; 73051G01; 73051G29.
CGR-086

60 Amp Fuse (Above Right) **NEW**
OEM: 602632.
CGR-039



NEW

Reed Switch for Powerwise Receptacles, E-Z-Go Med/TXT Electric 1996+
OEM: 73051G07.
CGR-041



2-Prong Crowfoot DC Receptacle, Club Car 36V Electric 74+, E-Z-Go, Yamaha
For Crowfoot plug. OEM: 17756G1; 18548G1; 4107; JN4-H6181-00-00.
CGR-071



DC Receptacle Bezel, Club Car 36V Electric 85+
Molded of black ABS with a fine hair-cell finish. OEM: 1013649.
CGR-060



DC Receptacle Bezel, Club Car DS 48V Electric 95+
OEM: 1017965-01.
CGR-085



DC Receptacle, Yamaha G19, G22 48V Electric 96+
OEM: JR1-H6181-00.
CGR-064



NEW

Yamaha G2-G16 Crowsfoot Receptacle
OEM: JF3-86181-00.
CGR-037




NEW

48V Fuse & Receptacle Assembly
OEM: 1018021-01; 1018468-01.
CGR-087

CHARGERS, CHARGER PARTS & BATTERY ACCESSORIES

CHARGE METERS

Compare Our Prices :: Buy in Volume and Save



VOLUME
PRICING

36V Digital Charge Meter – Horizontal

Item #

CGR-108

48V Digital Charge Meter – Horizontal

Item #

CGR-109



Analog Charge Meter/Round

CGR-100 36V

CGR-101 48V

Call for Volume Discount



VOLUME
PRICING

36V Digital Charge Meter – Vertical

Item #

CGR-106

48V Digital Charge Meter – Vertical

Item #

CGR-107



NEW

**Mounting Bracket for State
of Charge/Hour Meters**
CGR-038

Hour Meter



NEW

Hour Meter
CGR-040



**36V Analog Charge
Meter/Square**
CGR-102



**48V Analog Charge
Meter/Square**
CGR-103



Curtis 36V Digital Charge Meter
OEM: 33636G01;
JN8-H3513-00;
JN8-H351C-00.
CGR-104



Curtis 48V Digital Charge Meter
OEM: 1018142-01;
33636G03;
JR1-H351C-10.
CGR-105

AMMETERS



NEW

15A ^{OE}
OEM: 1022738-01
CGR-050



30A, Square Gauge
Lester 13110, 9800,
9700*, 7850, 7710*,
6430.
CGR-005

*Model built before 12/90.



30A, Square Gauge
Lester 16500, 14100,
9700**, 7710**.
OEM: 1015905.
CGR-006

**Model built after 12/90.



**30A, Round Gauge,
E-Z-Go Chargers**
OEM: 24243G1;
18764G1; 18051G1.
CGR-062



**30A, Square Gauge,
E-Z-Go Powerwise &
Powerwise+ Chargers 94+**
OEM: 28105G01.
CGR-063

SEAT KITS, BOXES,
CUSTOM SEAT COVERS
DIAMOND PLATE
BRUSH GUARDS
LIFT KITS,
FENDER FLARES
TIRES, WHEELS,
WHEEL ACCESSORIES
WINDSHIELDS, TOPS,
GUN RACKS, HEATERS
DASHES, CONSOLES,
RADIO SYSTEMS
MOTORS,
CONTROLLERS
CHARGERS & PARTS,
BATTERY ACCESSORIES
BODY TRIM,
SUSPENSION PARTS
BRAKE SHOES,
BRAKE DRUMS
KEYS, SWITCHES,
SOLENOIDS
GAS CAR
PARTS
BELTS, CABLES, BEARINGS,
PERFORMANCE PARTS

BATTERY CABLE SETS

E-Z-Go



E-Z-Go Med/TXT Electric 94+

Includes one 12" and four 9" 6 gauge black cables.

BAT-1004

CLUB CAR



Club Car DS 36V Elec 81+

Includes five 12" 6 gauge black cables.
OEM: 1010958.

BAT-1001

YAMAHA



Yamaha G2, G8, G9 36V Electric 85-94

Includes five 12" 6 gauge black cables.

BAT-1001



E-Z-Go X444/Marathon Electric 94 & Down

Includes one 21", two 16" and two 9" 6 gauge black cables.

BAT-1003



Club Car DS 48V Elec 95+

Includes five 14" 6 gauge black cables.
OEM: 1017957-01.

BAT-1002



Yamaha G14/G16 36V Electric 94+

Includes three 12" and two 9" 6 gauge black cables.

BAT-1005

HEAVY DUTY 4 GAUGE COMPLETE BATTERY CABLE SETS



E-Z-Go PDS Electric 94 & Up

Complete 4 gauge beefed up power cable sets for your beefed up car.

BAT-1007



Club Car DS 48V PowerDrive Electric 95+

Complete 4 gauge beefed up power cable sets for your beefed up car.

BAT-1006

4 GAUGE BATTERY CABLE SETS



E-Z-Go Med/TXT Electric 94+

Includes one 12" and four 9" 4 gauge black cables.

BAT-1004A



Club Car DS 48V Elec 95+

Includes five 14" 4 gauge black cables.

BAT-1002A



Yamaha G14/G16 36V Electric 94+

Includes three 12" and two 9" 4 gauge black cables.

BAT-1005A

INDIVIDUAL BATTERY CABLES



9" 6 Gauge Black Cable
OEM: 7296; 30277G1; 11893G1;
JG6-H1890-01-00.
BAT-1010



12" 6 Gauge Black Cable
OEM: 7295; 11888G2; 14610G1.
BAT-1011




14" 6 Gauge Black Cable
OEM: 8335; 11894G1.
BAT-1012



16" 6 Gauge Black Cable
OEM: 7263; 11885G4.
BAT-1013



18" 6 Gauge Black Cable
OEM: 7293; 7294; 8540.
BAT-1014




18" 6 Gauge Black Cable
BAT-1015



23" 6 Gauge Black Cable
OEM: 11883G1; 11884G1; 11885G2.
BAT-1016



26" 6 Gauge Black Cable
OEM: 14632G1.
BAT-1017



BULK BATTERY CABLE

BAT-2000
6 gauge
Price Per Foot

BAT-2001
4 gauge
Price Per Foot

**COMPARE
OUR PRICES**

BATTERY TERMINALS



**5/16" Battery
Terminal/6 gauge**
OEM: 50477G1.
BAT-0003



**5/16" Battery
Terminal/4 gauge**
BAT-0006



**1/4" Battery
Terminal/6 gauge**
BAT-0009



**#10 Battery
Terminal/6 gauge**
BAT-0010



**5/16" Battery
Terminal/
10-12 gauge**
BAT-0012



**#10 Battery
Terminal/
10-12 gauge**
BAT-0013

BATTERY HOLD DOWN PLATES

E-Z-Go



E-Z-Go Marathon Electric 79-94
OEM: 15736G1.
BAT-2004



E-Z-Go Med/TXT Electric 94+
Approx. 11" long. OEM: 70045G01.
BAT-2010



NEW

E-Z-Go Gas 94+ ^{OE}
OEM: 72101G01.
BAT-2012

CLUB CAR



Club Car DS Electric 00+
Approx. 6" long. OEM: 1010908-02.
BAT-2009



Club Car 36V Electric 76-99
Approx. 10 $\frac{3}{8}$ " long. OEM: 1010908;
1010908-01; 7083.
BAT-2006

YAMAHA



Yamaha G14-G22 Electric 95+
OEM: JF3-H2136-00.
BAT-2011



Yamaha G1-G22 Gas 78+
Approx. 11 $\frac{1}{4}$ " long. OEM: J10-82136-00;
J55-H2136-00; J17-82136-00.
BAT-2005

BATTERY HOLD DOWN RODS

E-Z-Go



E-Z-Go Medalist TXT
Z-hook type with 5/16-18" threads,
approx 10" long. OEM: 70121G01.
BAT-2007

CLUB CAR



Club Car DS Electric 81+
J-hook type rod, approx 11.625" long.
OEM: 1010220; 7084; 1013683.
BAT-2002

YAMAHA



Yamaha G1-G22 Gas 78+
J-hook type, 10 $\frac{1}{4}$ " long. OEM:
J17-82133-00; JN3-H2133-00.
BAT-2008



Yamaha G1-G22 Electric 81+
Spoke-hook type, 12 $\frac{1}{2}$ " long.
OEM: J14-82133-00; J14-82133-01;
JN4-H2133-00.
BAT-2003

HAND HELD BATTERY LOAD TESTER



Does not
work on 8V.

Works on 6V and 12V batteries.
CGR-061

MAINTENANCE CHEMICALS

NEW



Battery Cleaner with Acid Indicator
11 oz. spray. Instantly neutralizes, dissolves and removes corrosion.

MC-007



Battery Corrosion Terminal Protectant
12.25 oz. spray can.

MC-008



Engine Degreaser
Heavy duty cleaner. Spray on, rinse off.

MC-001



White Lithium Grease
Long lasting metal-to-metal lubricant.

MC-002



Clean-R-Carb Carburetor Cleaner
Maximizes performance. Low VOC.

MC-003



Ultra Screwloose Penetrating Oil
Loosens rusted fasteners. Works fast.

MC-004



GL4 Multi-Purpose Gear Oil
85W90. 32 oz.

MC-005



Jump Start Starting Fluid with Lubricity
Prolongs starter life. For gas and diesel engines. Effective to -65°F.

MC-006



Gas Treatment
Removes water from gasoline.

MC-009



Engine Smoke Reducer
Stops oil burning, stops exhaust smoking.

MC-011



Brakleen Brake Parts Cleaner
Cleans dries fast. Non-flammable.


MC-012



Nut Lock Thread Locker
Medium strength.

MC-013

DRIP TRAYS



Durable, battery acid-resistant plastic trays catch water and acid that will boil over during charging, preventing acid contact with frame. Strengthens battery rails, keeps battery acid from dripping on garage floors and driveways.

Club Car Drip Trays/Set of 3
ACC-100

E-Z-Go Drip Trays/Set of 6
ACC-101

WATERING GUN



*THE SAFE WAY TO
MAINTAIN BATTERIES*

Attach to any standard hose, set the level and squeeze the trigger until automatic shutoff. Keeps eyes and face away from acid. 7/8" nozzle fits most industrial, stationary and golf cart batteries. Includes quick-connect.

ACC-120

WASP/HORNET SPRAY

NEW



Kills on contact from 20'.
MC-010

SEAT KITS, BOXES,
CUSTOM SEAT COVERS
DIAMOND PLATE
BRUSH GUARDS
LIFT KITS,
FENDER FLARES
TIRES, WHEELS,
WHEEL ACCESSORIES
WINDSHIELDS, TOPS,
STRUTS, ENCLOSURES
LIGHT KITS, MIRRORS,
GUN RACKS, HEATERS
DASHES, CONSOLES,
RADIO SYSTEMS
MOTORS,
CONTROLLERS
CHARGERS & PARTS,
BATTERY ACCESSORIES
BODY TRIM,
SUSPENSION PARTS
BRAKE SHOES,
BRAKE DRUMS
KEYS, SWITCHES,
SOLENOID
GAS CAR
PARTS
BELTS, CABLES, BEARINGS,
PERFORMANCE PARTS