

The Genuine. The Original.



Sectional Door Systems

Industry's most comprehensive selection
of commercial sectional door systems.

Sectional Door Systems

The Original, Innovative Choice for Unequalled Quality and Turnkey Service.



Overhead Door Corporation pioneered the upward-acting door industry, inventing the first upward-acting door in 1921 and the first electric door operator in 1926. Today, we continue to be the industry leader through the strength of our product innovation, superior craftsmanship and outstanding customer support, underscoring a legacy of quality, expertise and integrity. That's why design and construction professionals specify Overhead Door Corporation products more often than any other brand.

Selection of Overhead Door products automatically includes the unequalled expertise and experience of Overhead Door Ribbon Distributors. Nationwide coverage by our 450+ Ribbon Distributors is unique in our industry—providing a single source for a full line of commercial and industrial door and operator systems specifically designed for integrated applications. For over four generations, our Ribbon Distributors have been committed to providing commercial and industrial door solutions. Combined with Overhead Door product design and manufacturing superiority, our distributors are a proud part of the Overhead Door family, sharing our name, our ribbon logo and our commitment to industry-leading innovation and excellence.



Thermacore® Insulated Doors

Overhead Door's Thermacore® series is the industry's premier insulated sectional door and the ideal choice in applications where thermal efficiency, air infiltration and strength are paramount. The insulation is a rigid, foamed-in-place polyurethane core that is free of ozone-damaging CFCs. A laminated metal-foam-metal sandwich construction results in R-values of up to 17.50 and produces a lightweight door of exceptional strength and durability. Outstanding air infiltration ratings are achieved through superior engineering and construction. Other energy-efficient features include bottom seals, between section seals and thermal breaks constructed of EPDM rubber to prevent heat or cold conductivity between the internal and external steel skins. The Thermacore® Series includes medium, heavy and extra-heavy duty doors. Maximum widths are 40'2", heights 32'1".



Steel Doors/Insulated Steel Doors

Overhead Door Corporation's comprehensive line of sectional steel and insulated steel doors encompasses one of the industry's most complete selection of panel profiles, gauges, track styles and hardware for commercial sectional door systems. Our sectional steel door systems are designed to satisfy the spectrum of opening sizes, field conditions and aesthetic requirements including applications requiring a degree of thermal performance. This product offering includes light, medium and heavy-duty doors. Insulated: Maximum widths are 30'2", heights are 24'1"; Steel: Maximum widths 32'2", heights 24'1".

Safety Recommendations

Overhead Door Corporation strongly recommends the use of interlock switches and an electric safety edge for all electrically operated sectional and rolling service doors. If a sensing edge or other reversing device is not installed, a constant-contact control switch must be used to close the door. We recommend a four-wire, fail-safe electric sensing device. Overhead Door offers an optional Stop Bottom Fixture with sectional doors which prevents the door from closing in the event of a cable failure. Contact your Overhead Door Ribbon Distributor for more information.



Aluminum Doors

Overhead Door's aluminum sectional doors provide an excellent solution for commercial applications, such as service stations, fire stations or retail applications where visual access and light transmission are key considerations. Glazing is available in 1/8", 3/16", 1/4" and 1/2" thickness in a variety of styles such as bronze, clear and gray tempered, Lexan®, Low E and laminated, just to name a few. This product offering includes two rail/glazing designs from which to choose with attractive powder coating options. Maximum widths are 26'2", heights 20'1".



Special Application Doors

Overhead Door offers a variety of special application features for steel sectional doors to match your special functional requirements. The offering includes: Thermacore® high-usage doors for extreme heavy use conditions; ventilated doors that offer ventilation by day and security by night; removable center post doors for free span openings in excess of 40' wide; pedestrian pass doors to allow pedestrian traffic with minimum energy loss; weight counterbalance doors for extreme high usage on full vertical door applications.




Electric Operators




Overhead Door Corporation offers the broadest line of electric operators to suit new construction and retrofit applications, as well as unusual or special requirements. Manufactured by Overhead Door Corporation to meet the exact performance requirements of Overhead Door's upward-acting doors, our Ribbon-branded operators afford precise control of door action for years of trouble-free operation. In order to improve safety and enhance door and motor life, industry quality assurance guidelines recommend the choice of a single manufacturer for both door and operator applications. Overhead Door Corporation is the only manufacturer of a full line of commercial and industrial doors and operators specifically designed for integral applications.


Model SEL+



Model JST+



Model L+



Model SDB+




Product Selection Guide

Upward-acting doors are available in two distinct functional types: sectional doors and rolling doors. Sectional doors are particularly appropriate for applications requiring large glazed areas and those demanding substantial thermal insulation. They also offer solutions to a variety of special applications; for example, doors with removable center posts to accommodate extra wide openings, and swinging pass doors to allow pedestrian passage without raising the door.

For information on rolling doors, please refer to the Overhead Door Sweet's insert under code 08 33 00/OVE

Sectional Doors

	Visual Access	Thermal Insulation	Sound Insulation	Air Infiltration Resistance	Windload Resistance	Security	Pedestrian Pass Door	Oversized Openings	High Usage
 Thermacore® Insulated Doors	●	●	●	●	●	●	●	●	●
Insulated Steel Doors	●	●	○	●	●	●	○	●	●
Steel Doors	●	○	○	●	●	●	○	●	●
Aluminum Doors	●	○	○	●	●	●	○	○	○
Special Application Doors	●	●	●	●	●	●	●	●	●

● Applicable ● Applicable in Certain Conditions/Models ○ Not Applicable

Together with our Ribbon Distributors, Overhead Door Corporation offers comprehensive technical information and resource materials to support you throughout your project development:

- Architectural Design Manual—a comprehensive guide to selecting, specifying and detailing all commercial and industrial Overhead Door products.
- Product Line Brochures—provide critical application information and short form specifications for each commercial door series.
- Operation & Maintenance Manual—detailed product information, customized for your project, to ensure reliable, long-life door system operation.
- Application Engineering Teams provide custom design and technical assistance.
- www.OverheadDoor.com—product selection and technical information can be conveniently accessed 24 hours a day through our web site.

Today, Overhead Door Corporation—along with our Horton Automatics division for automated pedestrian entrances—is recognized as the leading, single-source manufacturer of integrated door and operator systems for commercial, industrial and residential applications. Built best and backed best, Overhead Door is the industry's leading choice for quality that shows and lasts.



Horton Automatics

Automatic sliding and swinging pedestrian doors
Automatic, manual and security revolving doors
www.HortonDoors.com

Overhead Door Corporation

2501 S. State Hwy. 121, Suite 200
Lewisville, Texas 75067
www.OverheadDoor.com
C900-117 10/07 3M JAR

The Genuine. The Original.



INDUSTRY LEADING
COMMERCIAL & INDUSTRIAL SOLUTIONS
A part of Sanwa Shutter Corporation

Consistent with our policy of continuing product improvement, we reserve the right to change product specifications without notice or obligation.

©2007 Overhead Door Corporation.