


**SMALL SHRUBS**

**NEW GOLD LANTANA**  
LANTANA SP. 'NEW GOLD'



SIZE (HxW): 18" x 24" x 2'3"  
APPROX SIZE WHEN PLANTED  
5 GAL: 1'1.5" x 1'1.5"  
1 GAL: 4" x 4" x 4"  
GROWTH RATE: FAST  
SUN EXPOSURE: FULL  
WATER USE: LOW-MODERATE  
FLOWER COLOR: YELLOW

DECIDUOUS


**DALLAS RED LANTANA**  
LANTANA X DALLAS RED



SIZE (HxW): 2' x 4' x 4'  
APPROX SIZE WHEN PLANTED  
5 GAL: 10" x 18" x 10" x 18"  
1 GAL: 4" x 4" x 4"  
GROWTH RATE: FAST  
SUN EXPOSURE: FULL  
WATER USE: LOW-MODERATE  
FLOWER COLOR: RED

DECIDUOUS

**RADIATION LANTANA**  
LANTANA HYBRID RADIATION



SIZE (HxW): 2' x 4' x 4'  
APPROX SIZE WHEN PLANTED  
5 GAL: 10" x 18" x 10" x 18"  
1 GAL: 4" x 4" x 4"  
GROWTH RATE: FAST  
SUN EXPOSURE: FULL  
WATER USE: LOW-MODERATE  
FLOWER COLOR: RED

DECIDUOUS

**TRAILING LANTANA**  
LANTANA INCHWORM



SIZE (HxW): 18" x 2' x 3'5"  
APPROX SIZE WHEN PLANTED  
5 GAL: 10" x 18" x 10" x 18"  
1 GAL: 4" x 4" x 4"  
GROWTH RATE: FAST  
SUN EXPOSURE: FULL  
WATER USE: LOW-MODERATE  
FLOWER COLOR: PURPLE/WHITE

DECIDUOUS

**ANGELITA DAISY**  
HYDRANGEA ACALUIS



SIZE (HxW): 8" x 1'  
APPROX SIZE WHEN PLANTED  
5 GAL: 4" x 4" x 4"  
1 GAL: 2" x 2" x 2"  
GROWTH RATE: MODERATE  
SUN EXPOSURE: FULL  
WATER USE: LOW  
FLOWER COLOR: YELLOW

EVERGREEN

**GLOBE MALLOW**  
SPHAERALCEA AMBIGUA



SIZE (HxW): 2' x 2' x 2'3"  
APPROX SIZE WHEN PLANTED  
5 GAL: 6" x 6" x 6"  
1 GAL: 3" x 3" x 3"  
GROWTH RATE: FAST  
SUN EXPOSURE: FULL  
WATER USE: LOW  
FLOWER COLOR: ORANGE, PINK, RED, WHITE, LAVENDER

EVERGREEN

**DAMIANITA**  
CHRYSACTRINA MEXICANA



SIZE (HxW): 2' x 2' x 2'  
APPROX SIZE WHEN PLANTED  
5 GAL: 6" x 6" x 6"  
1 GAL: 3" x 3" x 3"  
GROWTH RATE: SLOW-MODERATE  
SUN EXPOSURE: FULL  
WATER USE: LOW  
FLOWER COLOR: YELLOW

EVERGREEN

**VERBENA**  
VERBENA RIGIDA



SIZE (HxW): 2' x 2' x 2'3"  
APPROX SIZE WHEN PLANTED  
5 GAL: 6" x 6" x 6"  
1 GAL: 3" x 3" x 3"  
GROWTH RATE: FAST  
SUN EXPOSURE: FULL  
WATER USE: LOW  
FLOWER COLOR: PURPLE

EVERGREEN

**SUPERB PENSTEMON**  
PENSTEMON SUPERBUS



SIZE (HxW): 1' x 2' x 1'2"  
APPROX SIZE WHEN PLANTED  
5 GAL: 6" x 6" x 6"  
1 GAL: 3" x 3" x 3"  
GROWTH RATE: FAST  
SUN EXPOSURE: FULL - PART SUN  
WATER USE: LOW-MODERATE  
FLOWER COLOR: CORAL

EVERGREEN


**FIRECRACKER PENSTEMON**  
PENSTEMON EATONI



SIZE (HxW): 1' x 1'  
APPROX SIZE WHEN PLANTED  
5 GAL: 4" x 4" x 4"  
1 GAL: 3" x 3" x 3"  
GROWTH RATE: FAST  
SUN EXPOSURE: MODERATE - PART SUN  
WATER USE: LOW  
FLOWER COLOR: RED

EVERGREEN

**DESERT MARIGOLD**  
BAILEYA MULTIRADIATA



SIZE (HxW): 6" x 12" x 4" x 12"  
APPROX SIZE WHEN PLANTED  
1 GAL: 2" x 4" x 2" x 4"  
GROWTH RATE: FAST-MODERATE  
SUN EXPOSURE: FULL  
WATER USE: LOW  
FLOWER COLOR: YELLOW

EVERGREEN

**MEXICAN EVENING PRIMROSE**  
GENTHIANA SPECIOSA 'SISKIYOU'



SIZE (HxW): 6" x 12" x 2' x 3'  
APPROX SIZE WHEN PLANTED  
1 GAL: 2" x 4" x 2" x 4"  
GROWTH RATE: FAST  
SUN EXPOSURE: FULL  
WATER USE: LOW  
FLOWER COLOR: PINK, WHITE

EVERGREEN

**BLACKFOOT DAISY**  
MILLEPELIUM LEUCANTHEM



SIZE (HxW): 6" x 12" x 12" x 18"  
APPROX SIZE WHEN PLANTED  
1 GAL: 2" x 4" x 2" x 4"  
GROWTH RATE: MODERATE  
SUN EXPOSURE: FULL  
WATER USE: LOW  
FLOWER COLOR: WHITE

EVERGREEN

**ASPARAGUS FERN**  
ASPARAGUS DENSIFLORUS 'SPRINGFIER'



SIZE (HxW): 2' x 3' x 3'4"  
APPROX SIZE WHEN PLANTED  
5 GAL: 12" x 18" x 12" x 18"  
1 GAL: 6" x 6" x 6"  
GROWTH RATE: FAST  
SUN EXPOSURE: PART - FULL SHADE  
WATER USE: MODERATE  
FLOWER COLOR: NONE

EVERGREEN

**FOX TAIL FERN**  
ASPARAGUS DENSIFLORUS 'MYERS'



SIZE (HxW): 2' x 3' x 3'4"  
APPROX SIZE WHEN PLANTED  
5 GAL: 12" x 18" x 12" x 18"  
1 GAL: 6" x 6" x 6"  
GROWTH RATE: FAST  
SUN EXPOSURE: PART - FULL SHADE  
WATER USE: MODERATE  
FLOWER COLOR: NONE

EVERGREEN

**SOCIETY GARLIC**  
TULSIAGIA SCILLICIA



SIZE (HxW): 2' x 2'  
APPROX SIZE WHEN PLANTED  
5 GAL: 10" x 6"  
1 GAL: 4" x 4" x 4"  
GROWTH RATE: SLOW  
SUN EXPOSURE: FULL - PARTIAL  
WATER USE: MODERATE  
FLOWER COLOR: PURPLE

EVERGREEN

**PAPER FLOWER**  
FROSTINGHOOD COOPERI



SIZE (HxW): 2' x 2'  
APPROX SIZE WHEN PLANTED  
5 GAL: 10" x 6"  
1 GAL: 4" x 4" x 4"  
GROWTH RATE: FAST  
SUN EXPOSURE: FULL  
WATER USE: LOW  
FLOWER COLOR: YELLOW

EVERGREEN

**GUARA**  
GAURIA LINCHMEIERI



SIZE (HxW): 2' x 3' x 2'3"  
APPROX SIZE WHEN PLANTED  
5 GAL: 10" x 6"  
1 GAL: 4" x 4" x 4"  
GROWTH RATE: FAST  
SUN EXPOSURE: PARTIAL  
WATER USE: MODERATE-HIGH  
FLOWER COLOR: PINK, WHITE

EVERGREEN

**GERMANDER**  
TELECHIUM CHAMAEIDIS



SIZE (HxW): 1' x 2' x 2'3"  
APPROX SIZE WHEN PLANTED  
1 GAL: 2" x 4" x 2" x 4"  
GROWTH RATE: MODERATE  
SUN EXPOSURE: FULL - PARTIAL  
WATER USE: LOW  
FLOWER COLOR: PINK/PURPLE

EVERGREEN

**PROSTRATE GERMANDER**  
TELECHIUM CHAMAEIDIS 'PROSTRATUM'




SIZE (HxW): 6" x 18" x 3'4"  
APPROX SIZE WHEN PLANTED  
1 GAL: 2" x 4" x 2" x 4"  
GROWTH RATE: MODERATE  
SUN EXPOSURE: FULL - PARTIAL  
WATER USE: MODERATE  
FLOWER COLOR: PINK/PURPLE

EVERGREEN

**GROUNDCOVER**

**CREeping ROSEMARY**  
ROSMARINUS OFFICINALIS 'HUNTINGTON CARPET'



SIZE (HxW): 1' x 3' x 4'  
APPROX SIZE WHEN PLANTED  
5 GAL: 12" x 18" x 12" x 18"  
1 GAL: 6" x 6" x 6"  
GROWTH RATE: FAST  
SUN EXPOSURE: FULL  
WATER USE: LOW-MODERATE  
FLOWER COLOR: PURPLE/BLUE

EVERGREEN


**HEARTS AND FLOWERS**  
APTEENIA CORDIFOLIA



SIZE (HxW): 1' x 2'  
APPROX SIZE WHEN PLANTED  
5 GAL: 12" x 18" x 12" x 18"  
1 GAL: 6" x 6" x 6"  
GROWTH RATE: FAST  
SUN EXPOSURE: FULL - PARTIAL  
WATER USE: LOW-MODERATE  
FLOWER COLOR: RED

EVERGREEN

**YELLOW ICE PLANT**  
DELOSPERMA NUBIGENUM



SIZE (HxW): 2' x 3' x 3'  
APPROX SIZE WHEN PLANTED  
5 GAL: 12" x 18" x 12" x 18"  
1 GAL: 6" x 6" x 6"  
GROWTH RATE: FAST  
SUN EXPOSURE: PARTIAL  
WATER USE: LOW  
FLOWER COLOR: YELLOW

EVERGREEN

**PURPLE ICE PLANT**  
DELOSPERMA COOPERI



SIZE (HxW): 1' x 3'  
APPROX SIZE WHEN PLANTED  
5 GAL: 12" x 18" x 12" x 18"  
1 GAL: 6" x 6" x 6"  
GROWTH RATE: FAST  
SUN EXPOSURE: PARTIAL  
WATER USE: LOW  
FLOWER COLOR: PURPLE

EVERGREEN

**ASIANc JASMINE**  
TRACHELOSPERMUM ASIATICUM



SIZE (HxW): 2' x 4' x 6'  
APPROX SIZE WHEN PLANTED  
5 GAL: 1' x 1' x 1'  
1 GAL: 6" x 6" x 6"  
GROWTH RATE: FAST  
SUN EXPOSURE: MODERATE  
WATER USE: LOW  
FLOWER COLOR: YELLOW-WHITE

EVERGREEN

**AUSTRALIAN RACER**  
MYOPORUM PARVIFOLIUM



SIZE (HxW): 8" x 4' x 6'  
APPROX SIZE WHEN PLANTED  
5 GAL: 12" x 18" x 12" x 18"  
1 GAL: 6" x 6" x 6"  
GROWTH RATE: FAST  
SUN EXPOSURE: FULL - PART  
WATER USE: LOW  
FLOWER COLOR: WHITE

EVERGREEN

**OUTBACK SUNRISE EMU**  
EREMOPHILA GLABRA 'MINGENE GOLD'



SIZE (HxW): 1' x 5' x 6'  
APPROX SIZE WHEN PLANTED  
5 GAL: 12" x 18" x 12" x 18"  
1 GAL: 6" x 6" x 6"  
GROWTH RATE: FAST  
SUN EXPOSURE: FULL - PARTIAL  
WATER USE: LOW  
FLOWER COLOR: YELLOW

EVERGREEN

**CARPET ROSE**  
ROSA SP.



SIZE (HxW): 2' x 3' x 3'4"  
APPROX SIZE WHEN PLANTED  
5 GAL: 10" x 10"  
GROWTH RATE: MODERATE  
SUN EXPOSURE: FULL - PARTIAL  
WATER USE: MODERATE  
FLOWER COLOR: YELLOW, RED, PINK, PEACH, WHITE

EVERGREEN

**SUN GOLD GAZANIA**  
GAZANIA REGENS 'SUN GOLD'



SIZE (HxW): 8" x 10" x 2'  
APPROX SIZE WHEN PLANTED  
5 GAL: 6" x 6" x 6"  
1 GAL: 4" x 4" x 4"  
GROWTH RATE: FAST  
SUN EXPOSURE: FULL - PARTIAL  
WATER USE: LOW  
FLOWER COLOR: YELLOW

EVERGREEN

**PURPLE HEART**  
TRADESCANTIA FALLOIDA 'PURPUREA'



SIZE (HxW): 1' x 2' x 3'  
APPROX SIZE WHEN PLANTED  
5 GAL: 1' x 1' x 1'  
1 GAL: 6" x 6" x 6"  
GROWTH RATE: FAST  
SUN EXPOSURE: FULL - PARTIAL  
WATER USE: MODERATE  
FLOWER COLOR: PINK

EVERGREEN

**VINES**

**PAMPS PINK HONEYSUCKLE**  
LONICERA X AMERICANA 'PINK PINK'



SIZE (HxW): 6" x 4' x 6'  
APPROX SIZE WHEN PLANTED  
15 GAL: 3' x 4' x 3'4"  
5 GAL: 1'3" x 1'2"  
GROWTH RATE: FAST-MODERATE  
SUN EXPOSURE: FULL - PARTIAL  
WATER USE: LOW-MODERATE  
FLOWER COLOR: WHITE, PINK

EVERGREEN


**HALLS HONEYSUCKLE**  
LONICERA JAPONICA 'HALLS'



SIZE (HxW): 12" x 15" x 12" x 15"  
APPROX SIZE WHEN PLANTED  
15 GAL: 3' x 3' x 3'4"  
5 GAL: 1'3" x 1'3"  
GROWTH RATE: FAST  
SUN EXPOSURE: FULL - PARTIAL  
WATER USE: LOW  
FLOWER COLOR: YELLOW, WHITE

EVERGREEN

**TANGERINE BEAUTY CROSSVINE**  
BESNOYIA CAPRICORNIA 'TANGERINE BEAUTY'



SIZE (HxW): 12" x 15" x 12" x 15"  
APPROX SIZE WHEN PLANTED  
15 GAL: 3' x 3' x 3'4"  
5 GAL: 1'3" x 1'3"  
GROWTH RATE: FAST  
SUN EXPOSURE: FULL - PARTIAL  
WATER USE: LOW  
FLOWER COLOR: TANGERINE

EVERGREEN

**TRUMPET VINE**  
CAMPISS RADICANS



SIZE (HxW): 12" x 15" x 12" x 15"  
APPROX SIZE WHEN PLANTED  
15 GAL: 3' x 3' x 3'4"  
5 GAL: 1'3" x 1'3"  
GROWTH RATE: FAST  
SUN EXPOSURE: FULL  
WATER USE: LOW  
FLOWER COLOR: RED/ORANGE

DECIDUOUS

**DESERT CARPET**  
ACACIA REDDLENS 'DESERT CARPET'



SIZE (HxW): 2' x 10'  
APPROX SIZE WHEN PLANTED  
5 GAL: 1' x 1' x 1'  
1 GAL: 6" x 6" x 6"  
GROWTH RATE: MODERATE  
SUN EXPOSURE: FULL  
WATER USE: LOW  
FLOWER COLOR: YELLOW

EVERGREEN


**BANKS ROSE**  
ROSA BANKSIAE



SIZE (HxW): 10" x 10'  
APPROX SIZE WHEN PLANTED  
15 GAL: 3' x 4' x 3'4"  
5 GAL: 1'3" x 1'3"  
GROWTH RATE: FAST  
SUN EXPOSURE: FULL  
WATER USE: MODERATE  
FLOWER COLOR: WHITE, YELLOW

EVERGREEN

**JOSEPHS COAT CLIMBING ROSE**  
ROSA 'JOSEPHS COAT'



SIZE (HxW): 8" x 10' x 10'  
APPROX SIZE WHEN PLANTED  
15 GAL: 3' x 4' x 3'4"  
5 GAL: 1'3" x 1'3"  
GROWTH RATE: FAST  
SUN EXPOSURE: FULL - PARTIAL  
WATER USE: MODERATE  
FLOWER COLOR: ORANGE

DECIDUOUS


**GRABER PYRACANTHA**  
PYRACANTHA FORTUNIANA 'GRABER'



SIZE (HxW): 10' x 10'  
APPROX SIZE WHEN PLANTED  
15 GAL: 3' x 4' x 3'4"  
5 GAL: 1'3" x 1'3"  
GROWTH RATE: FAST  
SUN EXPOSURE: FULL  
WATER USE: LOW  
FLOWER COLOR: WHITE - RED BERRIES

EVERGREEN

**CAT'S CLAW**  
MARCHENIA UNGUIS CATI



SIZE (HxW): 12" x 15" x 12" x 15"  
APPROX SIZE WHEN PLANTED  
15 GAL: 3' x 4' x 3'4"  
5 GAL: 1'3" x 1'3"  
GROWTH RATE: FAST  
SUN EXPOSURE: FULL  
WATER USE: MODERATE  
FLOWER COLOR: YELLOW

EVERGREEN

**BOUGANVILLEA**  
BOUGANVILLEA




SIZE (HxW): 10" x 12" x 10" x 12"  
APPROX SIZE WHEN PLANTED  
15 GAL: 3' x 4' x 3'4"  
5 GAL: 1'3" x 1'3"  
GROWTH RATE: FAST  
SUN EXPOSURE: FULL - PARTIAL  
WATER USE: MODERATE  
FLOWER COLOR: PURPLE, PINK, ORANGE

EVERGREEN

**GRASSES**

**PAMPAS GRASS**  
CORTADERIA SELLOANA



SIZE (HxW): 8" x 10' x 6' x 8'  
DAAR VARIETY: 4' x 6" x 4' x 4"  
APPROX SIZE WHEN PLANTED  
15 GAL: 3' x 3' x 3'4"  
5 GAL: 1'2" x 1'2"  
GROWTH RATE: FAST  
SUN EXPOSURE: FULL  
WATER USE: LOW  
FLOWER COLOR: WHITE

EVERGREEN


**MAIDEN GRASS**  
MISCANTHUS SINENSIS



SIZE (HxW): 8" x 10' x 6' x 8'  
APPROX SIZE WHEN PLANTED  
15 GAL: 3' x 3' x 3'4"  
5 GAL: 1'2" x 1'2"  
GROWTH RATE: FAST  
SUN EXPOSURE: FULL  
WATER USE: LOW  
FLOWER COLOR: WHITE

EVERGREEN

**REGAL MIST GRASS**  
MULLENBERGIA CAPILLARS 'REGAL MIST'



SIZE (HxW): 8" x 10' x 6' x 8'  
APPROX SIZE WHEN PLANTED  
15 GAL: 3' x 3' x 3'4"  
5 GAL: 1'2" x 1'2"  
GROWTH RATE: FAST  
SUN EXPOSURE: FULL  
WATER USE: MODERATE  
FLOWER COLOR: PINK-RED

EVERGREEN

**DEER GRASS**  
MULLENBERGIA REGENS



SIZE (HxW): 4' x 5' x 4' x 5'  
APPROX SIZE WHEN PLANTED  
5 GAL: 8" x 10"  
1 GAL: 4" x 4"  
GROWTH RATE: FAST  
SUN EXPOSURE: FULL  
WATER USE: MODERATE  
FLOWER COLOR: TAN

EVERGREEN

**MEXICAN FEATHER GRASS**  
NASSELLA TENUSSIMA



SIZE (HxW): 1' x 2' x 1'2"  
APPROX SIZE WHEN PLANTED  
5 GAL: 1' x 1' x 1'  
1 GAL: 4" x 4" x 4"  
GROWTH RATE: MODERATE  
SUN EXPOSURE: FULL - PARTIAL  
WATER USE: LOW  
FLOWER COLOR: GREEN

EVERGREEN


**RED FOUNTAIN GRASS**  
PENNISETUM SETACEUM



SIZE (HxW): 3' x 2' x 3'  
APPROX SIZE WHEN PLANTED  
5 GAL: 1'2" x 1'2"  
1 GAL: 6" x 6" x 6"  
GROWTH RATE: MODERATE  
SUN EXPOSURE: FULL - PARTIAL  
WATER USE: LOW  
FLOWER COLOR: PINK

DECIDUOUS

**BLUE FESCUE**  
FESTUCA GLAUCA



SIZE (HxW): 6" x 10' x 4' x 10'  
APPROX SIZE WHEN PLANTED  
5 GAL: 6" x 8" x 6" x 8"  
1 GAL: 2" x 4" x 2" x 4"  
GROWTH RATE: FAST  
SUN EXPOSURE: FULL - PARTIAL  
WATER USE: MODERATE  
FLOWER COLOR: TAN

EVERGREEN

**GIANT LILY TURF**  
LIRIOPE GIGANTEA



SIZE (HxW): 2' x 3' x 2'3"  
APPROX SIZE WHEN PLANTED  
5 GAL: 6" x 8" x 6" x 8"  
1 GAL: 4" x 4" x 4"  
GROWTH RATE: FAST  
SUN EXPOSURE: PARTIAL  
WATER USE: MODERATE  
FLOWER COLOR: BLUE

EVERGREEN

**LILY OF THE NILE**  
AGAPANTHUS AFRICANUS 'ELLE'



SIZE (HxW): 1' x 2' x 1'2"  
APPROX SIZE WHEN PLANTED  
5 GAL: 6" x 8" x 6" x 8"  
1 GAL: 4" x 4" x 4"  
GROWTH RATE: FAST  
SUN EXPOSURE: FULL  
WATER USE: MODERATE  
FLOWER COLOR: BLUE

EVERGREEN

**RED FOUNTAIN GRASS**  
PENNISETUM SETACEUM



SIZE (HxW): 3' x 2' x 3'  
APPROX SIZE WHEN PLANTED  
5 GAL: 1'2" x 1'2"  
1 GAL: 6" x 6" x 6"  
GROWTH RATE: MODERATE  
SUN EXPOSURE: FULL - PARTIAL  
WATER USE: LOW  
FLOWER COLOR: PINK

DECIDUOUS

