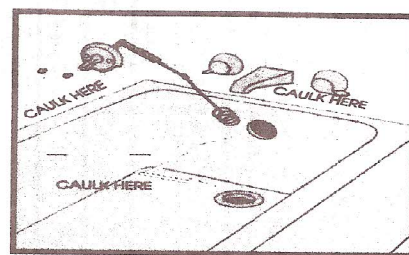
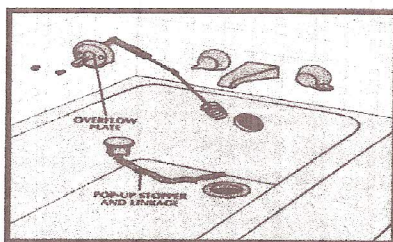
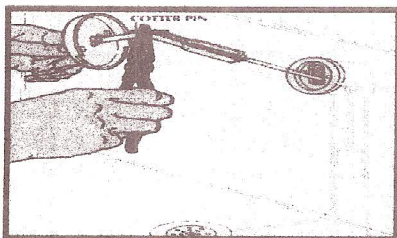


Care Instructions & Warranty

Your reglazed surface has been prepared using methods and materials which are designed to withstand many years of normal use. In order to assure durability, the following guidelines must be followed:

The First 30 Day

First, do not touch the reglazed surface until the designated curing time. Do not open windows, or turn on air fans, as this may cause dirt and debris to fall into the fresh material, resulting in sharp points forming in the surface. If debris does fall into the tub, do not attempt to remove, as these will wear off over the first months use. Water drip bags have been placed over the water spout, to protect against water dripping onto the freshly reglazed surface. Should the bags begin to fill, the customer must replace the bags, or turn off the water flow. At the conclusion of the drying time, carefully remove any protective paper that was left, and discard. Replace the drain screen, and overflow stopper. Immediately recaulk around the DRAIN LIP, (where the silver meets the white) and the TUB RIM. Also, if it was not possible for our technicians to remove the overflow linkage, recaulk around the overflow plate also. Failure to apply and maintain a proper caulk seal may lead to water damage, and cause the reglazed material to peel. **DON'T USE SELF ADHESIVE CAULKING STRIPS.**



Cleaning

Clean as required with a non-abrasive cleaner. Avoid harsh cleaners, aerosol cleaners, abrasives of any kind, scratch pads, bleaches, and acids. We recommend to use a trigger pump bottle cleaner, that says it's a soap scum remover. Green Works Bathroom Cleaner, Clorox (Bleach Free) Cleaner, Lysol Power, or Tilex soap scum remover. **Do not use Soft Scrub, Comet, Ajax, Dow Scrubbing Bubbles** or similar products as these can dull the finish.

Stains

To prevent stains from forming on your reglazed bathtub, never pour bleach, oils, or dyes. Avoid storing objects directly on the surface, especially metal cans which may form rust stains. If rust develops, attempt to remove with specialized cleaners such as Iron Out, The Works, or Zap. Never hang garments, which could bleed stains, on your bathtub.

Maintaining your Shine

To maintain a high shine on your reglazed surface, avoid cleaning with harsh cleansers and abrasives.

Chips and Scratches and other Man-Made Damage

Your reglazed surface can be chipped and scratched. To avoid damage, precautions should be made to prevent the dropping of hard or sharp objects. Periodically review the tub for chips, scratches, or other damage which compromises the integrity and seal of the reglazed surface. If found, the customer **must promptly** schedule a service call for repair, or seal the damaged area with Super Glue. Touch up kits are also available. **Failure to comply** may result in additional damage and void the warranty. **Do not** wash animals in the reglazed tub or sink. Man-made damage is not covered under the warranty.

Bath Mats, Spas, Pillows, & Suction Cups

Rubber bath mats, pillows, etc., that adhere using suction cups, should **not** be used. Under certain circumstances, they can tear material off your bathtub. Failure to comply will result in the voiding of the warranty. To prevent slips and spills, we recommend installing our permanent non-skid safety mats.

Warranty

Bath Magic warrants the materials and workmanship used in the resurfacing of your bathtub or ceramic tile to be free from defects for a period of **ONE (1) year for Standard or FIVE (5) years for Deluxe**, starting from the date of application. Specifically, it is warranted that the finish will not fail to adhere or erode during the warranty period, when subjected to normal use and care. We cannot warrant damage caused by a defect in the surface being refinished, chips, rust, or any form of man-made damage. Due to the nature of their use, we do not warrant sinks or soap dishes. This warranty is non-transferable and prorated. Warranted defects during the first year will be repaired at a \$25 charge to the customer. During each subsequent year, the customer will be credited for the proportional percentage of the original payment toward the current full cost. The credit percentage decreases proportionally for each additional year. Applicable travel charges will be added to all service calls. No repair shall extend the original warranty term. **All care instructions must be followed for your warranty to be valid.** We reserve the right to determine whether or not a defect exists under the terms of this warranty. This warranty stated herein is in lieu of all other warranties, expressed or implied, of merchantability or fitness for particular use. **For service contact us through your local telephone number, and have your service contract available.**

FOR MORE INFORMATION ON MAINTAINING YOUR REGLAZED TUB, GO TO WWW.UGLYTUB.COM