





Entry Door Systems



6'8" Entry Door Options

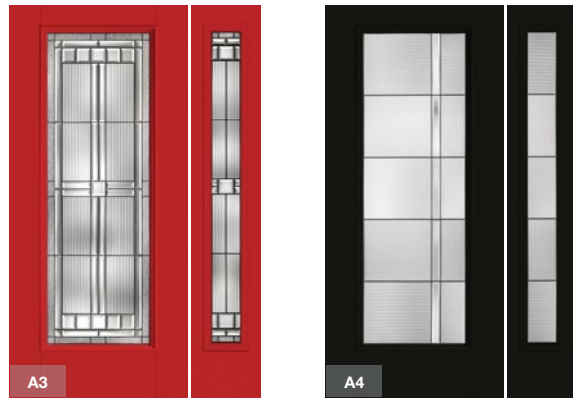
Full-Glass, Crystalline™ & Wellesley™
Smooth-Star®



A1
S916 ◆◆◆6 / S6130SL ◆◆◆6
Smooth
Painted Indigo
(Also available: Fiber-Classic Mahogany
FCM116 / FCM18101SL ◆◆◆6
Fiber-Classic Oak FC116 / 18101SL ◆◆◆6)

A2
S155 ◆◆◆6 / S5870SL ◆◆◆6
Smooth
Painted Granite
(Also available: Fiber-Classic Mahogany
FCM104 / FCM818SL ◆◆◆6
Fiber-Classic Oak FC104 / FC818SL ◆◆◆6)

Full-Glass, Saratoga™ & Axis™
Smooth-Star®



A3
S154 ◆◆◆6 / S602SL ◆◆◆6
Smooth
Painted Ruby Red
(Also available: Fiber-Classic Mahogany
FCM905 / FCM815SL ◆◆◆6
Fiber-Classic Oak FC905 / FC815SL ◆◆◆6)

A4
S1652 ◆◆6 / S1651SL ◆◆6
Smooth
Painted Onyx
(Also available: Fiber-Classic Mahogany
FCM1652 / FCM1651SL ◆◆6
Fiber-Classic Oak FC1652 / FCM1651SL ◆◆6)

Full Glass, Satin Etch & Low-E / SDL, Flush Glazed
Fiber-Classic® / Smooth-Star®



B1
FC5700XE ▲▲ / FC5700XESL ▲▲
Oak Grain
Stained Barley
(Also available: Smooth-Star
S5700XE ▲▲ / S5700XESL ▲▲)

B2
S5710 ▲▲ / S5710SL ▲▲
Smooth
Painted Cypress
(Also available: Fiber-Classic Oak
FC5710 ▲▲ / FC5710SL ▲▲)

Full Glass & 3/4 Glass, Low-E / SDL & Low-E GBG,FG
Fiber-Classic® / Smooth-Star®



B3
FC685L / FC685R ▲▲
Oak Grain
Stained Barley
(Also available: Smooth-Star
S685L / S685R)

B4
FC685L / FC685R ▲▲
Oak Grain
Stained Barley
(Also available: Smooth-Star
S685L / S685R)

B5
S2103 ▲▲◆◆ / S2103SL ▲▲◆◆
Smooth
Painted Granite

Full-Glass, Salinas® & Maple Park®
Smooth-Star®



A5
S6008 X6 / S6134SL X6
Smooth
Painted Cabernet
(Also available: Fiber-Classic Mahogany
FCM113 / FCM814SL X6
Fiber-Classic Oak FC113 / FC814SL X6)

A6
S6100 ◆◆◆6 / S6131SL ◆◆◆6
Smooth
Painted Cypress
(Also available: Fiber-Classic Mahogany
FCM900 / FCM812SL ◆◆◆6
Fiber-Classic Oak FC900 / FC812SL ◆◆◆6)

Full-Glass, Satin Etch & Low-E Flush-Glazed Glass
Smooth-Star®



A7
S2000XE ▲ / S2000XESL ▲
Smooth
Painted Granite
(Also available: Fiber-Classic Oak
2000XE ▲ / 2000XESL ▲)

A8
S2000 ▲ / S2000SL ▲
Smooth
Painted Alpine
(Also available: Fiber-Classic Oak
2000 ▲ / 2000SL ▲)

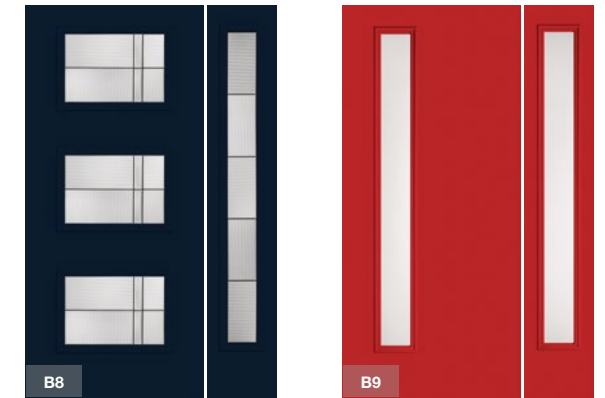
Craftsman & Full Glass, Maple Park & Satin Etch / SDL
Fiber-Classic® / Smooth-Star®



B6
S609 ◆◆◆6 / S6131SL ◆◆◆6
Smooth
Painted Chestnut
(Also available: Fiber-Classic Mahogany
FCM116 / FCM18101SL ◆◆◆6
Fiber-Classic Oak FC116 / 18101SL ◆◆◆6)

B7
S5720XE ▲▲ / S5720XESL ▲▲
Smooth
Painted Onyx

Pulse, Axis & Satin Etch
Smooth-Star®



B8
S2AX ◆◆ / S1651SL ◆◆6
Smooth
Painted Indigo

B9
S1LXE 6 / S601XESL 6
Smooth
Painted Ruby Red
(Also available: Fiber-Classic Mahogany
FCM1LXE / FCM12101XESL 6
Fiber-Classic Oak FC1LXE / 12101XESL 6)

3/4-Glass, Blackstone® & Maple Park®
Fiber-Classic® / Smooth-Star®



A9
FC765 6 / S4570SL ◆◆◆6
Oak Grain
Stained Autumn Harvest
(Also available: Fiber-Classic Mahogany
FCM765 / FCM765SL 6)

A10
S6103 ◆◆◆6 / S6131SL ◆◆◆6
Smooth
Painted Onyx
(Also available: Fiber-Classic Oak
FC777 / FC812SL ◆◆◆6)

Solid Panel / Full-Glass, Augustine™
Classic-Craft® Mahogany Collection™



A11
CCR205 6
Rustic Collection™
Mahogany Grain
Stained Raven

A12
CCM30027 X
Mahogany Collection™
Mahogany Grain
Stained Autumn Harvest

Solid Panel
Fiber-Classic® / Smooth-Star®



B10
FCM205 6 / FCM815SL ◆◆◆6
Mahogany Grain
Stained Driftwood
Shown with Saratoga sidelite
(Also available: Smooth-Star
S205 / S602SL ◆◆◆6)

B11
S220 6 / S6132SL ◆◆◆6
Smooth
Painted Cabernet
Shown with Kensington sidelite
(Also available: Fiber-Classic Mahogany
FCM220 / FCM813SL ◆◆◆6)

Solid Panel
Fiber-Classic® / Smooth-Star®



B12
FC809 6 / 18101SL ◆◆◆6
Oak Grain
Painted Rustic Clay
Shown with Crystalline sidelite
(Also available: Smooth-Star
S93 / S6130SL ◆◆◆6)

B13
S200 6 / S6134SL X6
Smooth
Painted Cypress
Shown with Salinas sidelite


■ No Stile Lines ▲ Flush-Glazed Glass ◆ Black Nickel Caming ■■ Brushed Nickel Caming ◆◆ Brass Caming X Wrought Iron ▲ Simulated Divided Lites

WBDR / HVHZ Rapid Ship


*Impact SDLs are not a Thermo-Tru supplied item.

6'8" Entry Door Options

Full-Glass, Low-E / GBG
Smooth-Star®




C1
S108 ♦ 6 / S1170SL ■ ♦ 6
Smooth
Painted Cypress
(Also available: Fiber-Classic Mahogany
FCM118 / FCM12102SL ■ ♦ 6,
Fiber-Classic Oak FC118 / 12102SL ■ ♦ 6)



C2
S128 ♦ 6 / S1170SL ■ ♦ 6
Smooth
Painted Onyx
(Also available: Fiber-Classic Mahogany
FCM138 / FCM12102SL ■ ♦ 6,
Fiber-Classic Oak FC138 / 12102SL ■ ♦ 6)

Full-Glass, Internal Blinds & Low-E
Smooth-Star®



C3
S130* 6 / S6128SL* ■ 6
Smooth
Painted Indigo
(Also available: Fiber-Classic Mahogany
FCM141* / FCM1286SL* ■ 6,
Fiber-Classic Oak FC141* / 1286SL* ■ 6)



C4
S118 6 / S601SL ■ 6
Smooth
Painted Alpine
(Also available: Fiber-Classic Mahogany
FCM110 / FCM12101SL ■ 6,
Fiber-Classic Oak FC110 / 12101SL ■ 6)

1/2-Glass, Internal Blinds & Screen Vented
Smooth-Star®



C5
S132* / S6128SL* ■
Smooth
Painted Cabernet
(Also available: Fiber-Classic Mahogany
FCM141* / FCM1286SL* ■,
Fiber-Classic Oak FC141* / 1286SL* ■)




C6
S243
Smooth
Painted Alpine

1/2-Glass, Satin Etch & Low-E / GBG
Smooth-Star®




C7
S206XE 6 / S601XESL ■ 6
Smooth
Painted Granite
(Also available: Fiber-Classic Mahogany
FCM62XE / FCM12101XESL ■ 6,
Fiber-Classic Oak FC62XE / 12101XESL ■ 6)



C8
S262 ♦ 6 / S1170SL ♦ 6
Smooth
Painted Ruby Red

Shaker Panel
Smooth-Star®

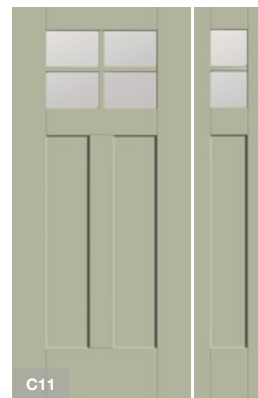


C9
S1100 6 / S6062SL ■ ♦
Smooth
Painted Indigo



C10
S120 ■ ♦ ♦ ♦ ♦ ♦ ♦ 6 / S601SL
■ ♦ ♦ ♦ ♦ ♦ 6
Smooth
Painted Ruby Red

Craftsman Shaker & Solid Panel, Low-E / SDL FG & 6-panel
Smooth-Star®



C11
S4814LE ■ / S4812SL ■
Smooth
Painted Cypress



C12
S210 6 / S601SL ■ 6
Smooth
Painted Onyx
(Also available: Fiber-Classic Mahogany FCM60 / FCM12101SL ■ 6,
Fiber-Classic Oak FC60 / 12101SL ■ 6)

8'0" Entry Door Options

Full-Glass, Salinas® & Axis™
Smooth-Star®




D1
S85893 X 6 / S85931SL ■ X 6
Smooth
Painted Cabernet
(Also available: Fiber-Classic Mahogany
FCM873 / FCM81919SL ■ X 6,
Fiber-Classic Oak 81919P / 81919SL ■ X 6)




D2
S81652 ♦ 6 / S81651SL ■ ♦ 6
Smooth
Painted Onyx
(Also available: Fiber-Classic Mahogany
FCM81652 / FCM81651SL ■ ♦ 6,
Fiber-Classic Oak FC81652 / FC81651SL ■ ♦ 6)

Full-Glass, Internal Blinds, Low-E / GBG & Low-E
Smooth-Star® / Fiber-Classic®



D3
S829* 6 / S85928SL* ■ 6
Smooth
Painted Alpine
(Also available: Fiber-Classic Mahogany
FCM8115* / FCM81225SL* ■ 6,
Fiber-Classic Oak 81225P* / 81225SL* ■ X 6)



D4
S828 6 / S81186SL ■ 6
Smooth
Painted Ruby Red
(Also available: Fiber-Classic Mahogany
FCM81828 / FCM81208SL ■ 6,
Fiber-Classic Oak 81828 / 81208SL ■ 6)



D5
FCM870 6 / FCM81200SL ■ 6
Mahogany Grain
Stained Autumn Harvest
(Also available: Fiber-Classic Oak 81200P /
81200SL ■ 6, Smooth-Star S818 / S81086SL ■ 6)

3/4-Glass, Blackstone® & Wellesley™
Smooth-Star® / Fiber-Classic®



D6
S894 ■ ♦ ♦ 6 / S85927SL ■ ♦ ♦ 6
Smooth
Painted Indigo
(Also available: Fiber-Classic Oak
81952P / 81918SL ■ ♦ ♦ 6)



D7
81959P ♦ ♦ ♦ 6 / 81921SL ■ ♦ ♦ 6
Oak Grain
Stained Barley
(Also available: Smooth-Star S892 / S85934SL ■ ♦ ♦ 6)

1/2-Glass, Rainglass & Low-E
Fiber-Classic® / Smooth-Star®




D8
FCM862XR 6 / FCM81200XRSL ■ 6
Mahogany Grain
Stained Autumn Harvest
(Also available: Fiber-Classic Oak 81929PXR / 81200XRSL ■ 6,
Smooth-Star S81929PXR / S81086XRSL ■ 6)



D9
S81929P 6 / S81086SL ■ 6
Smooth
Painted Cypress
(Also available: Fiber-Classic Mahogany
FCM862 / FCM81200SL ■ 6,
Fiber-Classic Oak 81929P / 81200SL ■ 6)

Pulse & Craftsman, Axis & Low-E
Smooth-Star®




D10
S83AX ♦ / S81651SL ■ ♦
Smooth
Painted Cabernet



D11
S8608* ■ 6 / S81186SL* ■ ■ 6
Smooth
Painted Chestnut

Solid Panel
Smooth-Star® / Fiber-Classic®



D12
S8200 6 / S81086SL ■ 6
Smooth
Painted Granite



D13
FCM860 6 / FCM81200SL ■ 6
Mahogany Grain
Stained New Earth
(Also available: Fiber-Classic Oak FC860 / 81200SL ■ 6)



A Complete Door System

Engineered to work together.

A Therma-Tru® door system with genuine Therma-Tru components is engineered with craftsman precision to help provide weather resistance and energy efficiency. So when a homeowner chooses a complete Therma-Tru door system, you can be confident it will perform as exceptionally as it looks.

Therma-Tru specifies all of the components to work together at the most critical points where an ordinary door system's performance can fail, letting in air and moisture.

PRISMA GUARD™ Finished for Lasting Beauty

Handcrafted and professionally applied, a PrismaGuard finish is built to last, just like the Therma-Tru door it was designed for.


10-Year Warranty Durable Topcoat Professional Application

PrismaGuard™ Stain

Brings the authentic look of wood to life with rich tones that add dimension to enhance wood grain doors.

PrismaGuard™ Paint


Delivers a pop of color, allowing you to tailor the look to make a beautiful lasting impression. Custom paint colors available. Please contact Parksit's Customer Service department at 863-940-5920 for more information.



Wildflower Honey Rustic Clay Mulberry



Chestnut Granite Onyx



Redwood Autumn Harvest New Earth



Cypress Indigo Cabernet



Barley Driftwood Raven



Alpine Ruby Red



Fiber-Classic Mahogany Collection, Maple Park Glass, Door – FCM900, PrismaGuard Stain – Wildflower Honey



Smooth-Star, Clear Glass with GBGs, Door – S82104, Painted Cabernet

Entry Systems: Actual Unit Sizes

6'8" Door Systems

Description	Size	Actual Unit Size Inswing	Actual Unit Size Outswing
Single Door Unit	2'0"	25 5/8" x 82"	25 5/8" x 80 5/8"
	2'6"	31 5/8" x 82"	31 5/8" x 80 5/8"
	2'8"	33 5/8" x 82"	33 5/8" x 80 5/8"
	2'10"	35 5/8" x 82"	35 5/8" x 80 5/8"
	3'0"	37 5/8" x 82"	37 5/8" x 80 5/8"
Double Door Unit	3'6"	43 5/8" x 82"	43 5/8" x 80 5/8"
	4'0"	50 9/16" x 82"	50 9/16" x 80 5/8"
	5'0"	62 9/16" x 82"	62 9/16" x 80 5/8"
	5'4"	66 9/16" x 82"	66 9/16" x 80 5/8"
	5'8"	70 9/16" x 82"	70 9/16" x 80 5/8"
6'0"	74 9/16" x 82"	74 9/16" x 80 5/8"	

8'0" Door Systems

Description	Size	Actual Unit Size Inswing	Actual Unit Size Outswing
Single Door Unit	2'0"	25 5/8" x 98"	25 5/8" x 96 5/8"
	2'6"	31 5/8" x 98"	31 5/8" x 96 5/8"
	2'8"	33 5/8" x 98"	33 5/8" x 96 5/8"
	2'10"	35 5/8" x 98"	35 5/8" x 96 5/8"
	3'0"	37 5/8" x 98"	37 5/8" x 96 5/8"
Double Door Unit	3'6"	43 5/8" x 98"	43 5/8" x 96 5/8"
	4'0"	50 9/16" x 98"	50 9/16" x 96 5/8"
	5'0"	62 9/16" x 98"	62 9/16" x 96 5/8"
	5'4"	66 9/16" x 98"	66 9/16" x 96 5/8"
	5'8"	70 9/16" x 98"	70 9/16" x 96 5/8"
6'0"	74 9/16" x 98"	74 9/16" x 96 5/8"	

6'8" Sidelites

Description	Size	Actual Unit Size Inswing	Actual Unit Size Outswing
10"	11 1/2" x 82"	11 1/2" x 80 5/8"	
12"	13 1/2" x 82"	13 1/2" x 80 5/8"	
14"	15 1/2" x 82"	15 1/2" x 80 5/8"	
32"	33 1/2" x 82"	33 1/2" x 80 5/8"	
36"	37 1/2" x 82"	37 1/2" x 80 5/8"	

8'0" Sidelites

Description	Size	Actual Unit Size Inswing	Actual Unit Size Outswing
12"	13 9/16" x 98"	13 9/16" x 96 5/8"	
14"	15 9/16" x 98"	15 9/16" x 96 5/8"	

Door with Boxed Sidelite(s) Systems 6'8"

Description	Size	Actual Unit Size Inswing	Actual Unit Size Outswing
w/(1) 10" Sidelite	2'8"	45 1/8" x 82"	45 1/8" x 80 5/8"
	3'0"	49 1/8" x 82"	49 1/8" x 80 5/8"
w/(1) 12" Sidelite	2'8"	47 1/8" x 82"	47 1/8" x 80 5/8"
	3'0"	51 1/8" x 82"	51 1/8" x 80 5/8"
w/(1) 14" Sidelite	2'8"	49 1/8" x 82"	49 1/8" x 80 5/8"
	3'0"	53 1/8" x 82"	53 1/8" x 80 5/8"
w/(2) 12" Sidelites	2'8"	60 5/8" x 82"	60 5/8" x 80 5/8"
	3'0"	64 5/8" x 82"	64 5/8" x 80 5/8"
w/(2) 14" Sidelites	2'8"	64 5/8" x 82"	64 5/8" x 80 5/8"
	3'0"	68 5/8" x 82"	68 5/8" x 80 5/8"
Eight Foot Height		98"	96 5/8"

Fire Doors

Description	Size	Standard Door Slab Width
Single Door Unit	2'0"	23 3/4"
	2'4"	27 3/4"
	2'6"	29 3/4"
	2'8"	31 3/4"
	2'10"	33 3/4"
Double Door Unit	3'0"	35 3/4"
	3'6"	41 3/4"
	Size	Standard Door Slab Height
	6'8"	78 15/16"
	7'0"	82 15/16"

Door & Sidelite(s) with Continuous Sill Systems 6'8"

Description	Size	Actual Unit Size Inswing	Actual Unit Size Outswing
w/(1) 10" Sidelite	3'0"	48 21/32" x 82"	48 21/32" x 80 5/8"
w/(1) 12" Sidelite	3'0"	50 21/32" x 82"	50 21/32" x 80 5/8"
w/(1) 14" Sidelite	3'0"	52 21/32" x 82"	52 21/32" x 80 5/8"
w/(2) 12" Sidelites	3'0"	63 21/32" x 82"	63 21/32" x 80 5/8"
w/(2) 14" Sidelites	3'0"	67 21/32" x 82"	67 21/32" x 80 5/8"
Eight Foot Height		98"	96 5/8"

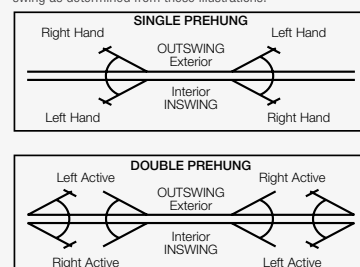
* Limited product approvals for continuous sill systems in the state of Florida

Important Additional Information

- All dimensions are accurate only for full system door units using genuine Therma-Tru components.
- There is no allowance in any of the height dimensions for a carpet shim - please add accordingly.
- Brick openings are 2 3/4" wider and 1 1/2" higher than actual unit size.

Handing Information

As with any fine exterior door system, Therma-Tru doors can be installed for right or left hand operation. When ordering a prehung unit, refer to door swing as determined from these illustrations.



Important

*Most Impact-rated units with sidelites are required to be boxed units with additional mull support between the door and sidelite.

Please see appropriate product approval for more details.

For product approvals with additional 1 x 4 mull support, add 3/4" per sidelite to overall rough opening.
For product approvals with additional 2 x 4 mull support, add 1-1/2" per sidelite to overall rough opening.

Composite Outswing Sill adds 1/2" to unit height.



Open possibilities.

Hardware Options

Knobs

Plymouth



Georgian



Levers

Accent



Latitude




Handlesets (Shown with Interior Trim Options)


Addison



Plymouth



Finish Options



Satin Nickel



Aged Bronze

Deadbolt

Single Cylinder B-Series



Camelot



Century



Multi-Point Locking System

Exterior Handlesets



Heirloom



Venture



Millennium

Finish Options



Brushed Nickel

Oil-Rubbed Bronze


Standard Door Options



Tongue
(For single door systems)



Shootbolt
(For double door systems)



Turn a vision into a reality.

Try different fiberglass door and glass combinations on your home with the DoorWays™ App from Therma-Tru.



THERMA-TRU[®] DOORS

www.thermatru.com

1-800-THERMA-TRU (843-7628)

1750 Indian Wood Circle

Maumee, OH 43537



Parksite

2015 Memorial Blvd. Suite 200
Lakeland, FL 33815
Phone 863.940.5920
www.parksite.com

distributed by **Parksite**