

20
YEARS

FOREST RIVER MARINE

FOREST RIVER
MARINE
A BERKSHIRE HATHAWAY COMPANY

Go to berkshirepontoon.com for more details
and to connect to our YouTube pontoon selection and live-action videos.

All product photography, illustrations, standard and optional listings and specifications listed in this brochure are based on the latest product information at the time of printing. Forest River Marine reserves the right to make changes in prices, colors, materials, equipment and specifications at any time without notice and assumes no responsibility for any error in this literature. All units are shipped F.O.B. Middlebury, Indiana. CONSULT YOUR LOCAL DEALER FOR WARRANTY INFORMATION.

YOUR LOCAL BERKSHIRE DEALER:

©2018 Forest River, Inc.



BERKSHIRE

2018
YEARS

FOREST RIVER MARINE

BERKSHIRE

LUXURY PERFORMANCE PONTOONS.

CONSTRUCTION PAGES 22-23

PERFORMANCE PAGES 24-27

STANDARDS & OPTIONS PAGES 28-31

FLOORPLANS PAGES 32-36

COLOR CHOICES PAGES 38-40



Luxury pontoon boats have evolved with our Sport series. High-end amenities like touch screen controls at the helm, electronically operated arches, rear view and docking cameras, and more. And when it comes to all-out performance, the Sport series has you covered. Horsepower ratings are up to 400 in a single or it can even handle twin engines. For the ultimate in high tech boating, optional JPO (Joystick control) is available.

PAGES 4-7



You'll find the most in comfort, features and luxury here. Step away from the crowd with one of these beautifully finished, top-quality models. For the experienced pontoon boater with a desire to expand more, you've arrived. Ideal for cruising, entertaining or water sports, this level of pontoon boating is way above the crowd. Each model comes loaded with performance and style!

PAGES 8-11



This series is considered our mid-line model but has many features only available on top-of-the-line offerings from most manufacturers. The compilation of many years of listening to our customers has resulted in a lineup that has proven to be our strongest. With multiple choices of lengths from 19 to 27 feet and more floor plans than all other series combined, you're sure to find a model to meet your exact boating needs. Choose from multiple exterior color combinations to build it your way.

PAGES 12-15

FISHING SERIES / PAGES 16-17



You wouldn't expect the leader in luxury performance pontoons to have a value-minded line, but this series has quality and high-end appointments. Compare it to other brands and you will find our lineup to be far superior. Quality construction utilizing many of the same designs and materials from our top-of-the-line models are included in this series.

PAGES 18-21



THE LEADER OF THE PACK.

For those who want it all, check out the Sport series. Features normally reserved for expensive cruisers or even yachts adorn this luxury performance series. The aesthetics and quality, combined with all out performance in this pontoon makes a bold statement of your boating expectations, making the Sport series the obvious choice.

"Finally a pontoon with power, style and attitude for a luxurious day on the water."



THESE BOATS WERE MEANT TO BE ROCKED!





25SPORT RFX9 3.0+ Black/Black/Black Out Package with Camel/Taupe Interior.



OTHERS DON'T HAVE A SPORTING CHANCE.

FEATURES

What comes standard on our pontoons is usually an option on other brands. See the full list on

PAGE 28

COLOR CHOICES

Only you know your own style, so we've given you the tools to create your own. See the full list on

PAGE 38



A

Wakeboarding behind a pontoon boat? This is not your granddaddy's pontoon! Now you can do anything with a Berkshire pontoon boat.

B

A luxurious interior is yours to relax in and enjoy. Notice recessed cup holders, pass-through gate and top-quality materials.

C

Attention to detail, like this fold-down armrest that's flush with the seat back, is designed in for years of heavy use.

D

12.3" Murphy digital color touch screen w/GPS, depth sounder, fuel, voltmeter, trim, oil pressure, tach/hour meter speedometer, integrated radio.

E

Shown here is our high back reclining chair with an aluminum frame for more durability and longer life.

F

This color-matched bimini top is for those hot sunny days on the lake. This floor plan features an extended stern vinyl platform.



OPTIONS

You deserve something different. Choose from a large selection to help you make waves on the water.

PAGE 28

FLOORPLANS

This series has many different floor plans to choose from to fit your own needs.

PAGE 32





THE MOST LUXURIOUS PONTOONS ON THE WATER.

This series is an extraordinary high end offering with over 20 models to choose from. Discerning pontoon customers will appreciate the beautiful finish and premium features which are standard, as well as options to fit your needs. Join pontoon owners that share high expectations and have a desire for a bit more. Our lineup will ensure an exceptional and rewarding boating experience for your family and friends.

"First-class entertainment with bold and sassy styling."



KEEP UP WITH, AND PASS, THE JONES'!





255B U Pearl White/Charcoal with Flagstone/Taupe Interior.



PONTOONS MAY CAUSE PIER PRESSURE.

FEATURES

What comes standard on our pontoons is usually an option on other brands. See the full list on

PAGE 29

COLOR CHOICES

Only you know your style, so we've given you the tools to create your own. See the full list on

PAGE 38



A

Another great day on the water thanks to Berkshire's luxury performance characteristics, long list of amenities, and your quality family time!

B

Pictured here are rear facing lounge seats. They are very comfortable and also serve a purpose for watching skiers or visiting with riders in the stern.

C

The center seat is removable (shown) and adds seating, yet also gives you the option to open up the space and create a cozy environment.

D

This shows an LED running, anchor, and docking lights in the corner of the bow in a quality aluminum housing.

E

A Murphy graph with GPS mapping, speedometer, water temperature and integrated stereo are shown here.

F

The swing-back model floor plan is featured here. You can position it for conversation or switch to view the water or skiers and swimmers.



OPTIONS

You deserve something different. Choose from a large selection to help you make waves on the water.

PAGE 29

FLOORPLANS

This series has many different floor plans to choose from to fit your own needs.

PAGE 33

PERFORMANCE PACKAGES

This is important to pick correct to fit the style you want on the water. Whether you're into water sports, entertaining, cruising or just chilling, you can choose from four different styles that fit your boating lifestyle. Learn more at berkshirepontoon.com or start the education at the page below.

PAGE 29



CRUISING. SKIING. FISHING. ANYTHING.

Here you'll discover the direct result of what happens when we listen to what our customer's demand in a luxury performance pontoon boat line. More floor plans, packages and options come with this series. There's something for all boaters! Check out the different performance packages, base vinyl color offerings, then put your personal touch on the model of your choosing.

"Versatility in a boat is the key for anything we feel like doing on any given day."



23CLE STS 3.0 Victory Red/Pearl White with White/Blaze Interior.



25RFX STS DC 3.0 Navy Blue/Platinum/Navy Rail Stripe Package with Flagstone/Indigo Interior.



23RFX ARCH STS 3.0 Diamond Ice/Orange SS Stripe with Silver/Marigold SS Interior.

THE MOST VERSATILE DREAM BOATS.

PAGES 12-13



23E STS 2.75 Caribou Brown/Pearl White with Mocha/Caribou Brown Interior.



25RFX STS DC 3.0 Navy Blue/Platinum/Navy Rail Stripe Package with Flagstone/Indigo Interior.



YOU CAN CRUISE & ENTERTAIN.

FEATURES

What comes standard on our pontoons is usually an option on other brands. See the full list on

PAGE 30

COLOR CHOICES

Only you know your style, so we've given you the tools to create your own. See the full list on

PAGE 38



A

High styling and luxurious features make a day on the water the most enjoyable. Notice the deep stainless ladder for easy access to your pontoon.

B

12.3" Murphy digital color touch screen with GPS, depth sounder, fuel, voltmeter, trim, oil pressure, tach/hour meter speedometer and radio in this dual console model.

C

You'll find plenty of room for cruising or entertaining. Each floor plan and model is designed with comfort in mind.

D

An optional rear sink unit is shown here. It features fresh water for onboard cleanups and for your convenience.

E

Shown here are recessed cup holders in the bow seating with optional lighted USB charging ports.

F

The optional Super Sport dash is elegant, modern and features a Simrad color GPS graph with analog gauges.



B

C

D

E

F

OPTIONS

You deserve something different. Choose from a large selection to help you make waves on the water.

PAGE 30

FLOORPLANS

This series has many different floor plans to choose from to fit your own needs.

PAGE 34

PERFORMANCE PACKAGES

This is important to pick correct to fit the style you want on the water. Whether you're into water sports, entertaining, cruising or just chilling, you can choose from four different styles that fit your boating lifestyle. Learn more at berkshirepontoon.com or start the education at the page below.

PAGE 30

FISHING SERIES



23RFC2 STS 3.0 Black Onyx/Navy Blue/Black Out Package.



22RFC CTS DLX Burgundy/Platinum/Black Out Package.

TAKE A CRUISE OR GO GRAB A BITE.

PAGES 16-17



The Fishing Package features a rear fishing center with Simrad® Touchscreen with chartplotter and built-in GPS, built-in Broadband Sounder™, CHIRP sonar, StructureScan® HD imaging or ForwardScan™ sonar support, tachometer, speedometer, trim analog gauges, cup holder cutouts; matte-finished mahogany wood grain oval table and Kicker® radio. Other upgrade options will satisfy the most competitive and serious of anglers.

STANDARD FEATURES

- Use the same as 500 series plus:
- Livewell Stern Fishing Center (A & RFC Models)
 - Bow Baitwell & Cooler w/ Rod Holders & Cup Holders (A & RFC Models)
 - Two Stern Gates (A & RFC Models)

OPTIONAL FEATURES

- Use the same as STS series plus:
- Centric II Bow Fishing Chairs
 - Centric II Stern Fishing Chairs
 - Low Back Bow Fishing Chairs
 - Trolling Motor Outlet & Half Gate
 - Livewell Seat Insert (FC Model)
 - Vertical Rod Storage Locker
 - Rod Storage in Chaise Arm
 - Jump Seat w/ Tackle Storage



Considering this is a value-minded pontoon with a fishing floor plan, the furniture has a great look and feel of durability, which adds to the boat's overall image. Even the baseline models come with three fishing rod holders, a livewell, and a fishing station. If you're looking for a pontoon that provides the full package, these boats offer high-end craftsmanship, style, and they come full of great fishing and cruising amenities.

STANDARD FEATURES

- Use the same as CTS series plus:
- Livewell Stern Fishing Center (A & RFC Models)
 - Two Stern Gates (A & RFC Models)

OPTIONAL FEATURES

- Use the same as CTS series plus:
- Centric II Bow Fishing Chairs
 - Centric II Stern Fishing Chairs
 - Trolling Motor Outlet & Half Gate
 - Vertical Rod Storage Locker





AFFORDABLE LUXURY PONTOONING.

This feature-rich, value-minded pontoon boat series is not entry-level at all. Other brands' higher-end pontoons fall short in comparison. Top quality construction techniques and materials set us apart. And spacious 10-foot bimini tops, 16" on-center cross members, Bluetooth compatible stereo and exclusive seamless V-Lite composite decking are all features not found in the options column of most other brands. We've raised the bar.

"It's like a family vacation anytime you get on the pontoon!"



ONCE YOU START, YOU MAY NEVER STOP.



PAGES 18-19

22CL CTS 2.75 DLX Charcoal/Charcoal/Black Out Package with Flagstone/Black Interior.



22CL CTS 2.75 DLX Charcoal/Charcoal/Black Out Package with Flagstone/Black Interior.



LIKE A FAMILY VACATION EVERY DAY.

FEATURES

What comes standard on our pontoons is usually an option on other brands. See the full list on

PAGE 31

COLOR CHOICES

Only you know your style, so we've given you the tools to create your own. See the full list on

PAGE 38



A

The popular optional Black Out trim package is shown here. It features black anodized aluminum rails, black anodized aluminum bimini top frame.

B

The standard helm chairs feature steel spring framed low-back design with arms and seat slider pedestals. All models are LCI brand luxurious marine furniture.

C

Woodgrain, removable table and four Centric II folding chairs are standard in Entertainment model. Built-in, stainless steel-rimmed cupholders are standard.

D

This optional Kicker® stereo with MP3 player is iPod and Bluetooth compatible.

E

This is our standard oval-shaped, woodgrain removable table featuring a matte finish.

F

Bow seating and all seats are made of high-end materials and are custom designed for heavy marine use.



B

C

F

D

E

OPTIONS

You deserve something different. Choose from a large selection to help you make waves on the water.

PAGE 31

FLOORPLANS

This series has many different floor plans to choose from to fit your own needs.

PAGE 36

PERFORMANCE PACKAGES

This is important to pick correct to fit the style you want on the water. Whether you're into water sports, entertaining, cruising or just chilling, you can choose from three different styles that fit your boating lifestyle. Learn more at berkshirepontoon.com or start the education at the page below.

PAGE 31


CONSTRUCTED TO OUTLIVE GENERATIONS.

NEW EXCLUSIVE V-LITE™ COMPOSITE DECK.

Here's an exclusive, revolutionary feature you'll only find on Berkshire pontoons! All of our deck floors are engineered with this all-new composite honeycomb panel designed for marine use.

THE BENEFITS ARE A FIRST IN THE INDUSTRY

- Lighter – V-Lite™ is up to 50% lighter than plywood for increased performance
- Waterproof – won't rot, mildew, swell, or absorb moisture
- Bugproof – impervious to ants, termites, moths, bugs, and beetles
- Formaldehyde free – V-Lite™ does not contain any formaldehyde
- Stronger – V-Lite™ has a high strength-to-weight ratio with high compression strength
- No Seams – an entire floor can be made with one solid piece of V-Lite™
- Instantly fits – high manufacturing tolerances for fast, hassle-free installation



BERKSHIRE



MODERN DESIGN

Innovative design through modern CAD software and highly skilled engineering have set us apart for years. Experience on the water as well. We conduct many nautical miles of tests in rough conditions to assure your pontoon boat will hold up to years of use.



PRODUCTION PRECISION

Better construction techniques, materials and smart features have given us a reputation for superior quality. Splash guards welded on both sides, abundant use of 2-inch .125 extruded square box tubing cross members, pressurized tubes and more add up to maximum value.



AIR-FLOW PERFORMANCE

The roll-formed aluminum underdeck performance skin manages water and airflow providing unparalleled agility, durability and performance. Our 3.0+ package guarantees unlimited performance for skiing, tubing, wake boarding; with power to spare.

HEAVY-DUTY CHASSIS.

These luxury performance pontoons start with air pressurized and chambered tube construction that strengthens the inner walls. All chassis are constructed using extruded C-channel and box channel cross members spaced at 16-inches vs. 24 like other brands. A more rigid and stable platform is the result.

Each boat features a welded, full-length structural riser to the tubes and bolts to the floor supports. Marine-grade, stainless steel fasteners are used to attach the exclusive V-Lite™ composite decking to the crossmembers, floor supports and risers. This is how we get a pontoon boat that delivers superior strength and durability.



PRESSURIZED TUBES

Pressurizing the pontoon's tubes at the factory assures that each tube was welded properly and has no leaks. There is a valve accessible on each tube so you can check as well. This assures added strength and a more rigid ride and structure.



FIT AND FINISH CONSOLE

The electronics and detailing of our pontoon models are night and day compared to others. Features include all fiberglass helms (vs. plastic), tilt steering, touch screen instrumentation, automotive-style electrical wiring with Duetsch connectors, Bluetooth stereo, and more.



LIPPERT
COMPONENTS

BETTER FURNITURE

All Forest River Marine pontoons come standard with high-end, brand-name Lippert Components seating. Custom designed for heavy marine use, this furniture is tested for superior durability. From a luxury standpoint, it features high quality foam, materials and corrosion resistant hardware.



PERFORMANCE

WE'VE MASTERED THE PERFORMING ARTS!

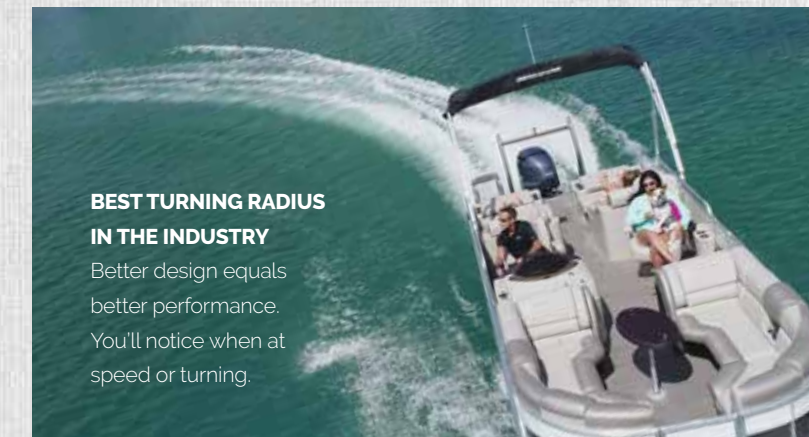
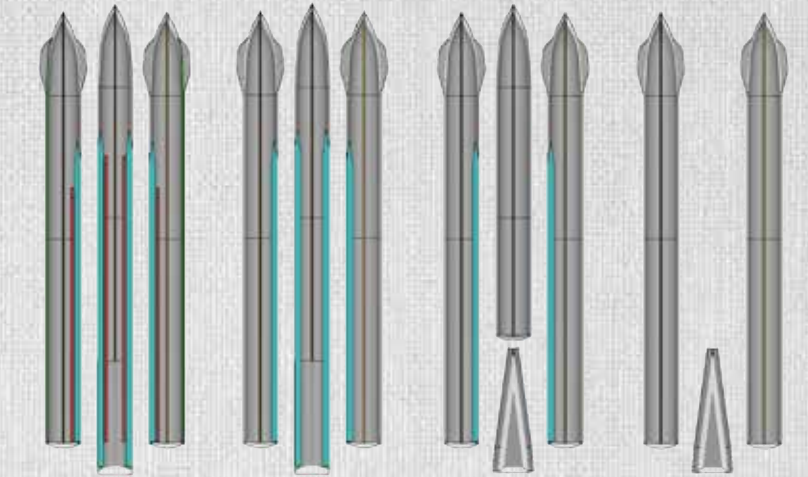


RECORD BREAKING PONTOONS ENGINEERED RIGHT.



A jaw-dropping 114 MPH was reached by Brad Rowland during the Lake of the Ozarks shootout. That's a testament to outstanding performance on the water!

Breathtaking performance is yours thanks to our heavy-duty chassis and design. Longer 52" nose cones help increase speed, hydrodynamics, fuel consumption and riding comfort. Our lifting strakes are placed on the inside of the outer tubes to promote quicker planing, better maneuverability and a tighter turning radius. Effortless steering, increased stability and enhanced fuel efficiency are also benefits. The roll-formed aluminum underdeck performance skin manages water and airflow as well, providing unparalleled agility, durability and performance.




BEST TURNING RADIUS IN THE INDUSTRY
Better design equals better performance. You'll notice when at speed or turning.

PERFORMANCE PACKAGES.

	3.0+	3.0	2.75	2.0
Full Center Tube (25')	★	★		
Lifting Strakes on the Center Tube	★	★		
Lifting Strakes on the Inside of Outer Tubes	★	★	★	
Aluminum Underdeck Performance Skin	★	★	★	★
SeaStar® Hydraulic Steering	★	★	★	
Power Assist Steering Pump	★	OPT	OPT	
Sport Ski Tow	★	OPT	OPT	
"Pad" Running Surface	★			
Gallon Fuel Tank	47	37	27	27

UNDERDECK PERFORMANCE STARTS HERE.



- 1. SPLASH FINS**
Heavy-duty and welded.
- 2. SPRAY RAIL**
They're longer and stronger.
- 3. PERFORMANCE SKIN**
Roll formed for better water and air flow to maximize performance and efficiency.
- 4. BULK HEAD**
Strategically placed bulkheads at vital points in the pontoon provide superior structural integrity.
- 5. PAD RUNNING SURFACE**
There's more. On purpose!
- 6. LIFTING STRAKE**
Quicker planing for additional maneuverability and smooth ride.
- 7. PRESSURIZED PONTOON TUBES**
More strength, holds shape for quieter and smoother ride.
- 8. NOSE CONE**
52" nose cone rather than 48" industry standard increases speed and reduces fuel consumption.



400 RACING SERIES

The 400 ROS features the 400R powerhead mounted on an all-new race midsection, featuring the competition proven Mercury Racing heavy-duty swivel clamp bracket assembly. A Sport Master gearcase transfers the 400 ROS's massive power to the water. And to ensure every revolution counts, Mercury Racing has developed an all-new line of CNC cleaver propellers specifically for the 400 ROS.



175-350HP PRO VERADO®

- Verado®'s supercharged system provides worldclass torque
- SmartCraft® Digital Throttle & Shift (DTS) delivers automotive-like control, instant response and smooth shifting
- Advanced Mid-Section (AMS) eliminates engine related boat vibration 150HP FourStroke
- The highest displacement in its class. Works less to produce more torque, delivering the best in performance and efficiency
- A reliable low-friction valve train and exclusive oil cooler enhances performance and extends the life of the engine
- Twin balancer shafts and the focused mount system reduces overall vibration, delivering smooth performance



50-150HP FOURSTROKE


- The 2.1-liter block provides optimum performance and best mid-range fuel economy
- Command Thrust gear case offers superior maneuverability
- Focused mount design delivers smooth overall operation 40-60HP Command Thrust FourStroke
- Gear case provides better performance and efficiency
- Low gear ratio provides superior maneuverability



ACTIVE TRIM

Is an integrated gps, speed-based automatic engine trim system that continually adjusts engine trim based on changes in boat speed to improve performance, fuel economy and ease of operation. It responds to boat maneuvers with precision and delivers a better overall driving experience.

BIG MOTORS MATTER. IT'S WHAT DRIVES US.





It all starts with reliability, performance and innovation you've come to expect from Yamaha Outboards. And that's exactly why so many boaters won't trust anything else on the water. Yamaha Outboards has proudly operated in the U.S. market for nearly 30 years. In that time, our engineers have become known for their relentless pursuit of a more satisfying boating and ownership experience for customers. As a result, Yamaha Outboards have become synonymous with innovation, performance and legendary reliability.





Suzuki Marine's experience is backed by a commitment to 4-stroke technology. They offer the most reliable, powerful 4-strokes that are a perfect fit for today's boats. Suzuki Marine boasts of having the industry's largest all-4-stroke lineup!

Evinrude engines have evolved the point where there's so much science involved that the benefits get lost in the sheer number of advances. That's why today, the popular E-TEC outboards and their advantages are among the most popular on the water.




Honda Marine means quality, reliability, advanced technology, and better fuel efficiency. Honda introduced the first 4-stroke outboard engine in America more than 40 years ago. Today, Honda outboards still deliver best-of-class features.



Find meticulous attention to detail and top-level standards and optional equipment with Sport series. This is the best of the best. Compare to other similarly priced luxury performance pontoons and you'll understand.

STANDARD FEATURES

One Piece V-Lite Performance Deck w/ Bow Reinforcement Bumper

Electric Powered Sport Arch

Full Center Tube w/ Integrated Transom

Full Aluminum Underdeck Performance Skin

Lifting Strakes (4)

47 Gallon EPA Approved Fuel Tank in Motor Pod w/ Fuel / Water Separator

Aluminum Sport Ski Tow Bar

31" High Back Helm Chair w/ Headrest and Hydraulic Height Adjusted Pedestal

Helm Courtesy Light

12.3" Murphy Digital Color Touch Screen w/ GPS, Depth Sounder, Fuel Level, Voltmeter, Trim, Oil Pressure, Tachometer/Hourmeter, Speedometer and Integrated Radio

(4) 165 Watt Lighted Speakers and (2) Exterior Stern Lighted Speakers with Protective Inside Covers

JL Audio Amplifier, Subwoofer & Speakers

Stern Remote Radio Control

Woodgrain Tilt Steering Wheel with Seastar Hydraulic Steering and Power Assist Pump

Tilt Out Trash Receptacle

Dual Battery Switch & Charger

LED Courtesy Floor Lights, Table Base & Helm Seat Base

LED Exterior Rail Lights & LED Rail Mounted Docking Lights

Privacy Hoop & Curtain in Chaise Lounge

LED Stainless Steel Cupholders

Camel/Mocha or Pearl/Gray Wicker or Woven Vinyl Floor

Mahogany Oval Table w/ Stainless Steel Base

Surlast 10' Color Matched Bimini Top w/ Stainless Quick Release & Riser Bracket

Surlast Color Matched Playpen Cover (Factory Installed)

Bimini Top Trailering Brackets

Extended Stern Vinyl Platform w/ Transom Washdown & Stainless Ladder

Stainless Steel Bow Pop-Up Cleats

Stainless Steel Corners & Rail Braces

3.0+ Performance Package



Somewhere between better and best, this model line delivers more bang for the buck. Popular with second- and third-time boat buyers, we have packaged a lineup that is sure to please.

STANDARD FEATURES

One Piece V-Lite Performance Deck w/ Bow Reinforcement Bumper

Radius Deck w/ Integrated Deck Trim, Rub Rail and Aluminum Corner Pads

Exterior "D" Rail Design on Full Rail Panels

Stern Fiberglass Corners

Aluminum Framed Helm Seat with Slider Pedestal

High Back Helm Chair w/ Headrest and Manually Height Adjusted Pedestal

Woodgrain Steering Wheel w/ Tilt Cable Steering

JL Audio Subwoofer, Amplifier & Speakers

(4) 165 Watt Lighted Speakers w/ Protective Inside Covers

LED Docking & Navigational Lights in Bow Corner Aluminum Housing

Mahogany Oval Table w/

Stainless Steel Base 7" Murphy Digital Color Touch Screen with GPS Mapping, Speed, Water Temp and Integrated Radio. Multi-Function Analog Gauges

Extended Stern Vinyl Platform w/ Transom Washdown & Stainless Ladder

Stainless Steel Ski Tow Bar (RFX Model)

Dual Battery Switch Stainless Steel Cleats, Rail Braces and Cupholders

Surlast 10' Color Matched Bimini Top w/ Stainless Quick Release & Riser Bracket

Surlast Color Matched Playpen Cover (Factory Installed)

27 Gallon EPA Approved Fuel Tank in Motor Pod w/ Fuel / Water Separator

Transducer Brackets on both Port & Starboard Tubes

Privacy Hoop & Curtain Camel/Mocha or Pearl/Gray Wicker or Woven

Vinyl Floor Fire Extinguisher Housing - Starboard Aft

Deutsch Waterproof Electrical Trunk Wiring Harness

Port Side Cupholder (RFX Model)

LED Courtesy Floor Lights, Table Base & Helm Seat Base

Tilt Out Trash Receptacle Stainless Steel Gas Fill

OPTIONS

LED Underwater Lighting

LED Under Deck Lights

Rear View Camera

In Floor Storage, 19"W 79"L

Saltwater Edition Package

Moving Prop Alert - Dual Display

Wakeboard Racks, Pair

Wakeboard Rack, Sport Ski Tow

High Back Chair w/ Bolster

Rear View Mirror

Reinforced Splash Fins

2 Can Speakers Mounted on Arch

Seat Covers IPO Playpen Cover

Seat Covers and Playpen Cover

USB Ports (1 Pair in Bow)

Camel/Mocha or Pearl/Gray Woven Teak II Vinyl Floor

Super Sport Accent Color Upgrade

Ottoman Cooler



OPTIONS

27" Tube Upgrade (Bi-Toons Only)

Rail Stripe Package

Seastar Hydraulic Steering

Power Assist Steering Pump

Dual Battery Switch & Charger

LED Underwater Lighting

LED Under Deck Lights

LED Exterior Rail Panel Lights

Reinforced Splash Fins

Power Electric Bimini Top

XTP Tubular Aluminum Bimini Top

Double Bimini Top

Half Camper Enclosure

Eisenglass Half Camper & Cover

Full Camper Enclosure

In Floor Storage, 19"W 79"L

Stainless Steel Ski Tow Bar

Sport Ski Tow Bar

Bow Coffee Table

24" Removable Bench

Drain Plug in Port Chaise Arm

Drain Plug in Starboard Chaise Arm

Saltwater Edition Package

Moving Prop Alert - Dual Display

High Back Chair w/ Bolster

Wakeboard Rack, Sport Ski Tow

Seat Covers IPO Playpen Cover

Seat Covers and Playpen Cover

Helm Riser

2 Can Speakers Mounted on Arch

Camel/Mocha or Pearl/Gray Woven Teak II Vinyl Floor

USB Ports (1-pair in bow)

Dual Battery Charger

Super Sport Accent Upgrade

Pillow Top Furniture (not available on Super Sport Pkg)

Ottoman Cooler



BEAUTY UPGRADE PACKAGES

SUPER SPORT TRIM PACKAGE

- ◀ Super Sport Logo with Smoke Acrylic Backer (unless rail panels are black)
- ◀ Silver Furniture Base Vinyl
- ◀ High Back Helm Chair w/ Bolster
- ◀ High Back Port Side Chair w/ Bolster
- ◀ Sport Ski Tow Bar
- ◀ Silver Sport Steering Wheel
- ◀ (2) Can Speakers Mounted on Arch
- ◀ Silver Helm
- ◀ Color Coordinating Arch
- ◀ Color Coordinating Rail Stripe
- ◀ Silver Matrix Vinyl Floor

BLACK OUT TRIM PACKAGE

- ◀ Black Anodized Rails
- ◀ Black Anodized Bimini Top Frame
- ◀ Black Rail Spacers
- ◀ Black Pinch Guards
- ◀ Black Door Stops
- ◀ Black Rail Plugs
- ◀ Black Anodized Deck Trim
- ◀ Black Splice Covers
- ◀ Black Rub Rail

- ◀ Black Corner Pads
- ◀ Black Snap Screws
- ◀ Black Table Leg & Base
- ◀ Black Logo

SALTWATER EDITION PACKAGE

- ◀ Zinc Anode Bracket
- ◀ Zinc Anode Mounted in Bracket
- ◀ Solid Keels
- ◀ Saltwater Edition Decal

BEAUTY UPGRADE PACKAGES

LIGHTING PACKAGE

- ◀ LED Under Deck Lights
- ◀ LED Under Water Lights
- ◀ LED Exterior Rail Panel Lights

SALTWATER EDITION PACKAGE

- ◀ Zinc Anode Bracket
- ◀ Zinc Anode Mounted in Bracket
- ◀ Solid Keels
- ◀ Saltwater Edition Decal

SUPER SPORT TRIM PACKAGE (STS Series Furniture)

- ◀ Super Sport Logo with Smoke Acrylic Backer (unless rail panels are black)
- ◀ Silver Furniture Base Vinyl
- ◀ Stern Fiberglass Corners
- ◀ High Back Captain's Chair w/ Bolster
- ◀ Port Side High Back Captain's Chair w/ Bolster (RFX Models)
- ◀ Sport Ski Tow Bar
- ◀ Silver Helm
- ◀ Rail Stripe Package
- ◀ Black Rub Rail
- ◀ Silver Matrix Vinyl Floor

BLACK OUT TRIM PACKAGE

- ◀ Black Anodized Rails
- ◀ Black Anodized Bimini Top Frame
- ◀ Black Rail Spacers
- ◀ Black Pinch Guards
- ◀ Black Door Stops
- ◀ Black Rail Plugs
- ◀ Black Anodized Deck Trim
- ◀ Black Splice Covers
- ◀ Black Rub Rail
- ◀ Black Corner Pads
- ◀ Black Snap Screws
- ◀ Black Table Leg & Base
- ◀ Black Logo

PERFORMANCE UPGRADE PACKAGES

2.75 PERFORMANCE PACKAGE

- ◀ Center Sport Tube
- ◀ Full Aluminum Underdeck Performance Skin
- ◀ Lifting Strakes On The Inside Of Outer Tubes
- ◀ Seastar Hydraulic Steering
- ◀ 27 Gallon Fuel Tank

3.0 PERFORMANCE PACKAGE

- ◀ Full Center Tube
- ◀ Full Aluminum Underdeck Performance Skin
- ◀ Lifting Strakes On The Center Tube
- ◀ Lifting Strakes On The Inside Of Outer Tubes
- ◀ Seastar Hydraulic Steering
- ◀ 37 Gallon Fuel Tank

3.0 + PERFORMANCE PACKAGE

- ◀ Full Center Tube
- ◀ Full Aluminum Underdeck Performance Skin
- ◀ Large Lifting Strakes On The Center Tube
- ◀ Large Lifting Strakes On The Inside Of Outer Tubes
- ◀ "Pad" Running Surface
- ◀ Seastar Hydraulic Steering
- ◀ Power Assist Steering Pump
- ◀ Sport Ski Tow Bar
- ◀ 47 Gallon Fuel Tank



No pontoon line offers more floor plans, quality features, optional packages and generous capacities than our mid-level-priced line. If you don't find it here, you won't find it there.

STANDARD FEATURES

One Piece V-Lite Performance Deck w/ Bow Reinforcement Bumper

Radius Deck w/ Integrated Deck Trim, Rub Rail and Aluminum Corner Pads

Exterior "D" Rail Design on Full Rail Panels

Aluminum Framed Low Back Reclining Helm Chair w/ Arms & Headrest

Helm Seat Slider Pedestal
Wrapped Furniture Bases w/ Teardrop Seat Cushion, Cupholder Cutouts & Bumpout Back Rests

Black Soft Grip Steering Wheel w/ Tilt Cable Steering

Kicker KMC10 Waterproof Radio, MP3, iPod & Bluetooth Compatible

(4) 165 Watt Lighted Speakers w/ Protective Inside Covers

Simrad® Touchscreen w/Chartplotter and Built-in GPS, Broadband Sounder™, CHIRP sonar, StructureScan® HD imaging or ForwardScan™ Sonar Support

Standard Analog Gauges: Trim, Tachometer & Speedometer

LED Docking Lights in Front Rail Panels

Oval Shaped Wood Grain Table w/ Stainless Steel Base

Extended Stern Vinyl Swim Platform w/ Stainless Steel Telescoping Ladder

Stainless Steel Ski Tow Bar & Port Side Cupholder (RFX Model)

Stainless Steel Cleats, Rail Braces and Cupholders

Surlast Color Matched Playpen Cover (Factory Installed)

Surlast 10' Color Matched Bimini Top w/ Stainless Quick Release & Riser Bracket

Camel/Mocha or Pearl/Gray Tweed Vinyl Flooring

27 Gallon EPA Approved Fuel Tank in Motor Pod w/ Fuel / Water Separator

Transducer Brackets on both Port & Starboard Tubes

Fire Extinguisher Housing - Starboard Aft

Deutsch Waterproof Electrical Trunk Wiring Harness

Port Side Cupholder (SL, SB & SLX models)

Lighted Cupholders in Bar



For both the first time buyers and educated repeat boaters who want great features at great pricing, the CTS Series is a home run. Look at all of our superior features and you'll agree!

STANDARD FEATURES

One Piece V-Lite Performance Deck

Exterior "D" Rail Design

Radius Deck w/ Integrated Deck Trim and Vinyl Rub Rail

Bow Corner Pads and Stern Stainless Steel Corners

Bow Reinforcement Bumper & Continuous Extruded Aluminum Riser Brackets

Steel Spring Framed Low Back Helm Chair w/ Arms & Seat Slider Pedestal

Vinyl Wrapped Furniture Bases

Starboard Top Fishing Center w/ Livewell & Rod Holders (A & RFC Models)

Port Stern Gate (A & RFC Models)

Kicker KMC1 Radio: MP3, iPod & Bluetooth Compatible

(4) Speakers w/ Protective Inside Covers

Tachometer, Voltmeter, Fuel Gauge, Trim Gauge, 12 Volt Receptacle

Stainless Steel Rimmed Cupholders

Port Side Cupholder (RFX Model)

Stern Platform w/ Aluminum Ladder

Oval Shaped Wood Grain Table w/ Matte Finish

Surlast 10' Color Matched Bimini Top w/ Push Pin Quick Release

Surlast Color Matched Playpen Cover (Factory Installed)

Bimini Top Trailing Brackets

Stainless Steel Cleats

27 Gallon, Direct Fill, Fuel Tank in Motor Pod w/ Fuel / Water Separator

LED Navigation Lights

Transducer Bracket on Starboard Tube

Deutsch Waterproof Electrical Wiring Harness

Stainless Steel Ski Tow Bar (RFX Model)

Camel/Mocha or Pearl/Gray Tweed Vinyl Flooring

OPTIONS

27" Tube Upgrade (Bi-Toons Only)

Pillow Top Furniture Upgrade (Excludes Super Sports)

Seagrass Covered Furniture Bases

Radius Bench IPO Sink (E models)

Rail Stripe Package

Camel/Mocha or Pearl/Gray Wicker Vinyl Floor

Camel/Mocha or Pearl/Gray Woven Vinyl Floor

Camel/Mocha or Pearl/Gray Woven Teak II Vinyl Floor

Seastar Hydraulic Steering

Power Assist Steering Pump

High Back Captain's Chair

High Back Port Side Chair

High Back Chair w/ Bolster

Double Helm Seat

Privacy Hoop & Curtain

Privacy Hoop & Curtain in Starboard Bow Chaise (RFX Model)

Dual Battery Switch & Charger

LED Courtesy Floor Lights, Table Base & Helm Seat Base

LED Underwater Lighting

LED Under Deck Lights

LED Exterior Rail Panel Lights

(1) SS Portable Cupholder

Reinforced Splash Fins

Sink Pump & Faucet

JL Audio Subwoofer, Amplifier & Speakers

Super Sport Accent Upgrade

Power Electric Bimini Top

XTP Tubular Aluminum Bimini Top

Livewell Seat Insert

Double Bimini Top

Half Camper Enclosure

Eisenglass Half Camper & Cover

Full Camper Enclosure

In Floor Storage, 19"W 79"L

Woodgrain Steering Wheel

Ottoman Cooler

Stainless Steel Ski Tow Bar

Sport Ski Tow Bar

Bow Coffee Table

24" Removable Bench

Drain Plug in Port Chaise Arm

Drain Plug in Starboard Chaise Arm

Saltwater Edition Package

Aluminum Underdeck

Lifting Strakes

Helm Riser

Rod Storage in Chaise Arm (23A, 23RFC, 25RFC only)

Super Sport Trim Pkg. w/ Grey Bases

Wakeboard Rack, Sport Ski Tow

Seat Covers IPO Playpen Cover

Seat Covers and Playpen Cover

2 Can Speakers Mounted on Arch w/ Amp & Sub

Aluminum Underdeck

Lifting Strakes

Helm Riser

OPTIONS

Seat Covers IPO Playpen Cover

Seat Covers and Playpen Cover

High Back Captain's Chair

High Back Port Side Chair

Kicker KMC10 Radio Upgrade w/ (4) Lighted Speakers

25" Pontoon Tubes w/ Upgraded Transom

27" Pontoon Tubes (Bi-Toons Only)

Full Rail Panels

Woodgrain Steering Wheel

Tilt Steering

Camel/Mocha or Pearl/Gray Woven Vinyl Floor

Camel/Mocha or Pearl/Gray Woven Teak II Vinyl Floor

Camel/Mocha or Pearl/Gray Wicker Vinyl Floor

LED Docking Lights

(2) Portable Cupholders

Reclining Helm Chair

Saltwater Edition Package

Privacy Hoop & Curtain (20CL, 22CL, 22A, 24CL, 24R, 24RFC & 24RFX only)

Stand Alone Privacy Room & Enclosure

Simrad Color GPS w/ Fish/Depth Sounder, Gimble Mount

Humminbird Fish/Depth Sounder, Gimble Mount

Stainless Steel Ski Tow Bar

Trolling Motor Outlet & Half Gate

Moving Prop Alert - Dual Display

In Floor Storage, 19"W 79"L

Aluminum Underdeck

Lifting Strakes

Bow Livewell & Storage Corners

Double Bimini Top

24" Removable Bench

25" Transom

BEAUTY UPGRADE PACKAGES

DELUXE OPTION PACKAGE

- ◀ High Back Captains Chair
- ◀ Woodgrain Steering Wheel
- ◀ Full Woven Vinyl Floor Upgrade

LIGHTING PACKAGE

- ◀ LED Courtesy Floor Lights, Table Base & Helm Seat Base
- ◀ LED Under Deck Lights
- ◀ LED Exterior Rail Panel Lights

SALTWATER EDITION PACKAGE AVAILABLE (SEE PAGE 31)

SUPER SPORT TRIM PACKAGE (N/A Fishing Models)

- ◀ Super Sport Logo with Smoke Acrylic Backer (unless rail panels are black)
 - ◀ Silver Furniture Base Vinyl
 - ◀ Stern Fiberglass Corners
- ◀ High Back Captain's Chair w/ Bolster
- ◀ Port Side High Back Captain's Chair w/ Bolster (RFX Model)
 - ◀ Sport Ski Tow Bar
 - ◀ Silver Helm
- ◀ Rail Stripe Package
 - ◀ Black Rub Rail
- ◀ Silver Matrix Vinyl Floor

BLACK OUT TRIM PACKAGE

- ◀ Black Anodized Rails
- ◀ Black Anodized Bimini Top Frame
 - ◀ Black Rail Spacers
 - ◀ Black Pinch Guards
 - ◀ Black Door Stops
 - ◀ Black Rail Plugs
- ◀ Black Anodized Deck Trim
 - ◀ Black Splice Covers
 - ◀ Black Rub Rail
 - ◀ Black Corner Pads
 - ◀ Black Snap Screws
- ◀ Black Table Leg & Base
- ◀ Black Logo

PERFORMANCE UPGRADE PACKAGES

2.75 PERFORMANCE PACKAGE

- ◀ Center Sport Tube
- ◀ Full Aluminum Underdeck Performance Skin
- ◀ Lifting Strakes On The Inside Of Outer Tubes
- ◀ Seastar Hydraulic Steering
- ◀ 27 Gallon Fuel Tank

3.0 PERFORMANCE PACKAGE

- ◀ Full Center Tube
- ◀ Full Aluminum Underdeck Performance Skin
- ◀ Lifting Strakes On The Center Tube
- ◀ Lifting Strakes On The Inside Of Outer Tubes
- ◀ Seastar Hydraulic Steering
- ◀ 37 Gallon Fuel Tank

3.0 + PERFORMANCE PACKAGE

- ◀ Full Center Tube
- ◀ Full Aluminum Underdeck Performance Skin
- ◀ Large Lifting Strakes On The Center Tube
- ◀ Large Lifting Strakes On The Inside Of Outer Tubes
- ◀ "Pad" Running Surface
- ◀ Seastar Hydraulic Steering
- ◀ Power Assist Steering Pump
- ◀ Sport Ski Tow Bar
- ◀ 47 Gallon Fuel Tank

BEAUTY UPGRADE PACKAGES

DELUXE OPTION PACKAGE

- ◀ Furniture Vinyl Upgrade
- ◀ Kicker KMC10 Radio Upgrade w/ (4) Lighted Speakers
- ◀ 25" Pontoon Tubes w/ Upgraded Transom
- ◀ Full Rail Panels w/ New Design
 - ◀ Tilt Steering
 - ◀ Raised Logos
- ◀ Aluminum Corner Pads

BLACK OUT TRIM PACKAGE

- ◀ Black Anodized Rails
 - ◀ Black Anodized Bimini Top Frame
- SALTWATER EDITION PACKAGE**
- ◀ Zinc Anode Bracket
 - ◀ Zinc Anode Mounted in Bracket
 - ◀ Solid Keels
 - ◀ Saltwater Edition Decal

PERFORMANCE UPGRADE PACKAGES

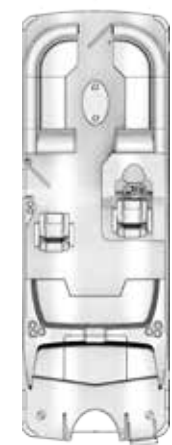
2.75 PERFORMANCE PACKAGE

- ◀ 25" Pontoon Tubes w/ Upgraded Transom
- ◀ Center Sport Tube
- ◀ Full Aluminum Underdeck Performance Skin
- ◀ Lifting Strakes On The Inside Of Outer Tubes
- ◀ Seastar Hydraulic Steering
- ◀ 27 Gallon Fuel Tank

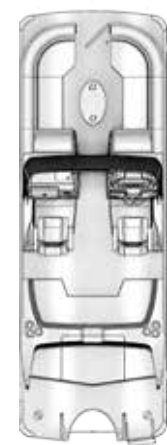
3.0 PERFORMANCE PACKAGE

- ◀ 25" Pontoon Tubes w/ Upgraded Transom
- ◀ Full Center Tube
- ◀ Full Aluminum Underdeck Performance Skin
- ◀ Lifting Strakes On The Center Tube
- ◀ Lifting Strakes On The Inside Of Outer Tubes
- ◀ Seastar Hydraulic Steering
- ◀ 37 Gallon Fuel Tank

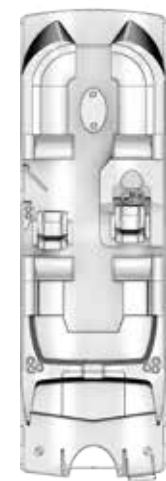




SPORT CL



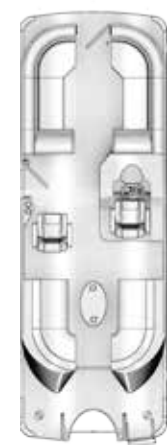
SPORT CLDC




SPORT CL9



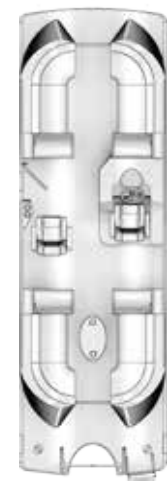
SPORT CL9DC



SPORT RFX



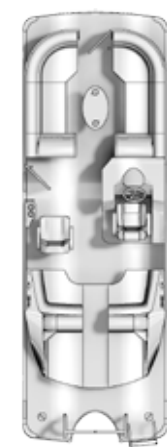
SPORT RFX DC



SPORT RFX9



SPORT RFX9DC



SPORT SLX




SPORT SLXDC

	25S-3.0+	925S-3.0+	925S-Twin-3.0+
Tube Diameter	25"	25"	25"
Deck Width	8' 6"	8' 6"	8' 6"
Deck Length	25' 5"	27' 7"	29' 1"
Tube Length	24' 1"	26' 3"	28'
Overall Length	25' 10"	28'	29' 6"
Dry Weight (approx.)	3140	3130	3715
Capacity	13	15	9
Capacity (lbs.)	1810	2170	1325
Persons, Motors & Gear	2830	3190	3365
Max. H.P.	400	400	800



21CL U



23PT U



23CL4G U



23E U



23RFX U*



23RFXDC U*



23SB U




23SLX U



23SL U



25CPTR U



25CL U



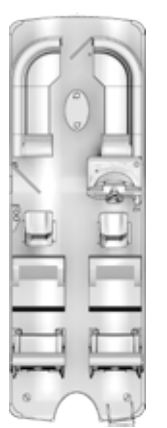
25E U



25RFX U*



25RFXDC U*



25SB U



25SLX U



25SL U



27CL U



27SLX U



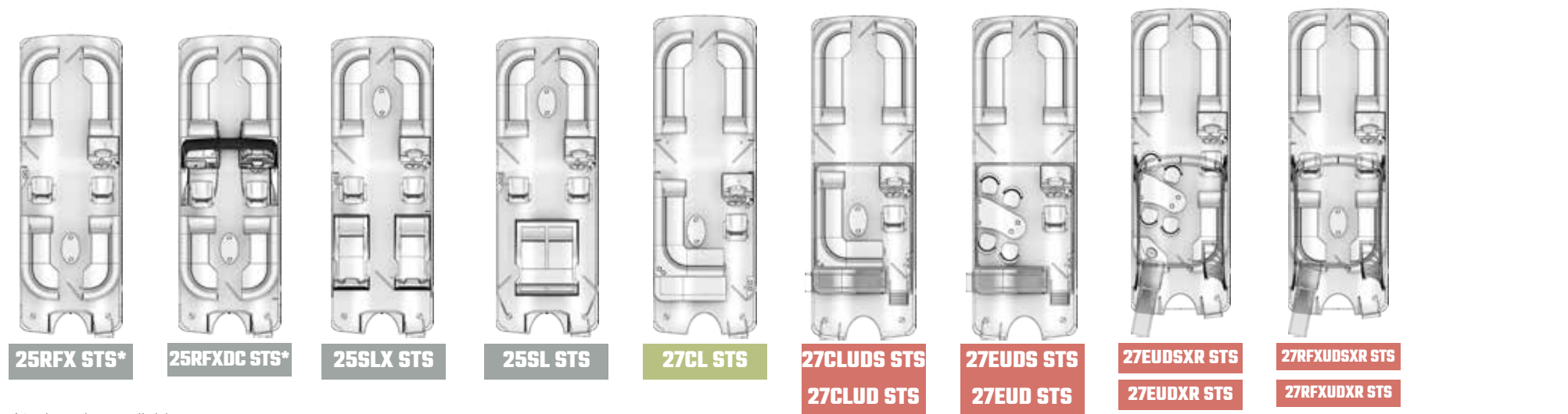
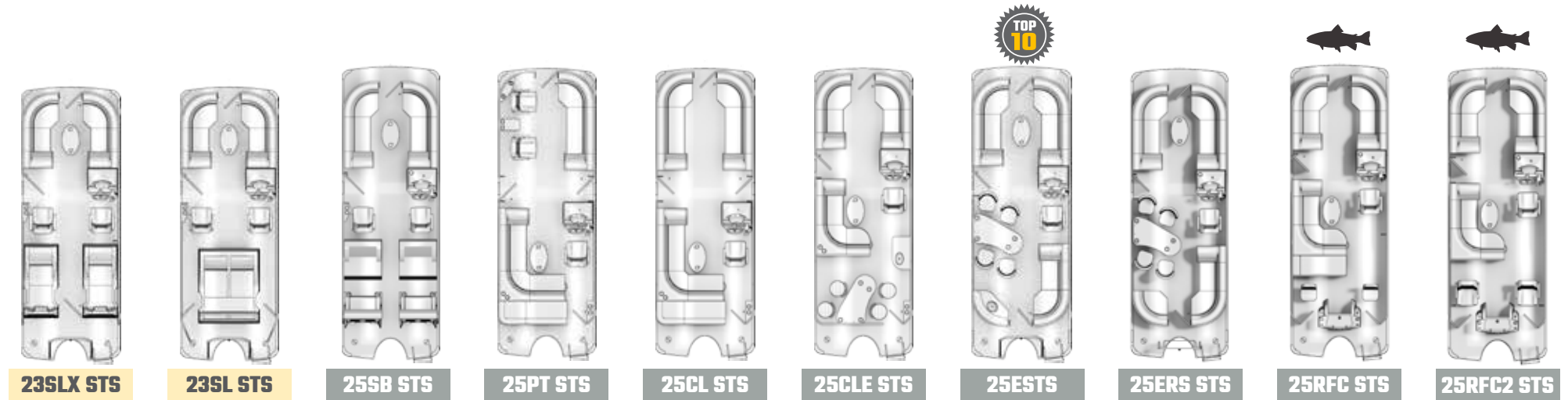
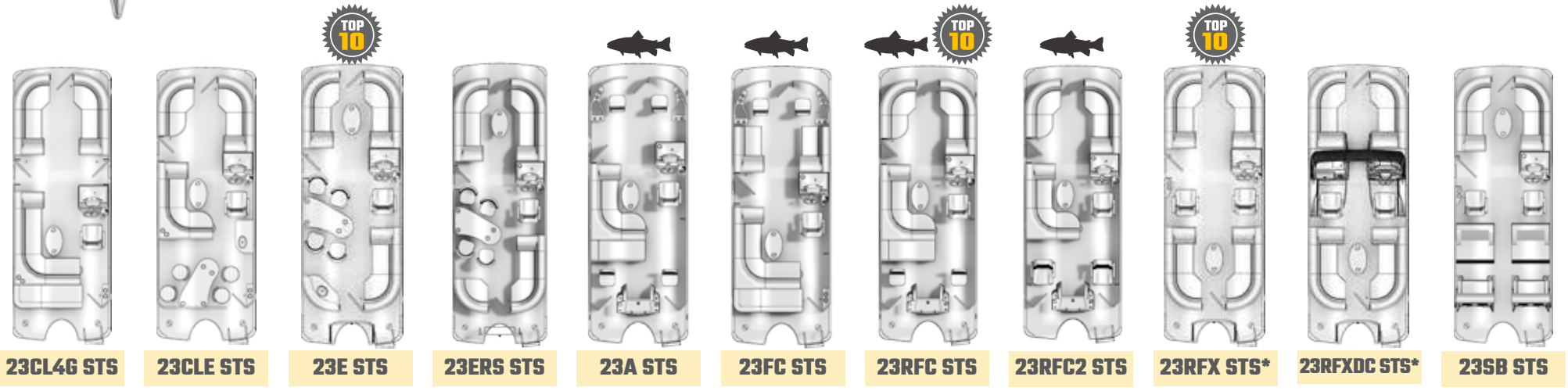
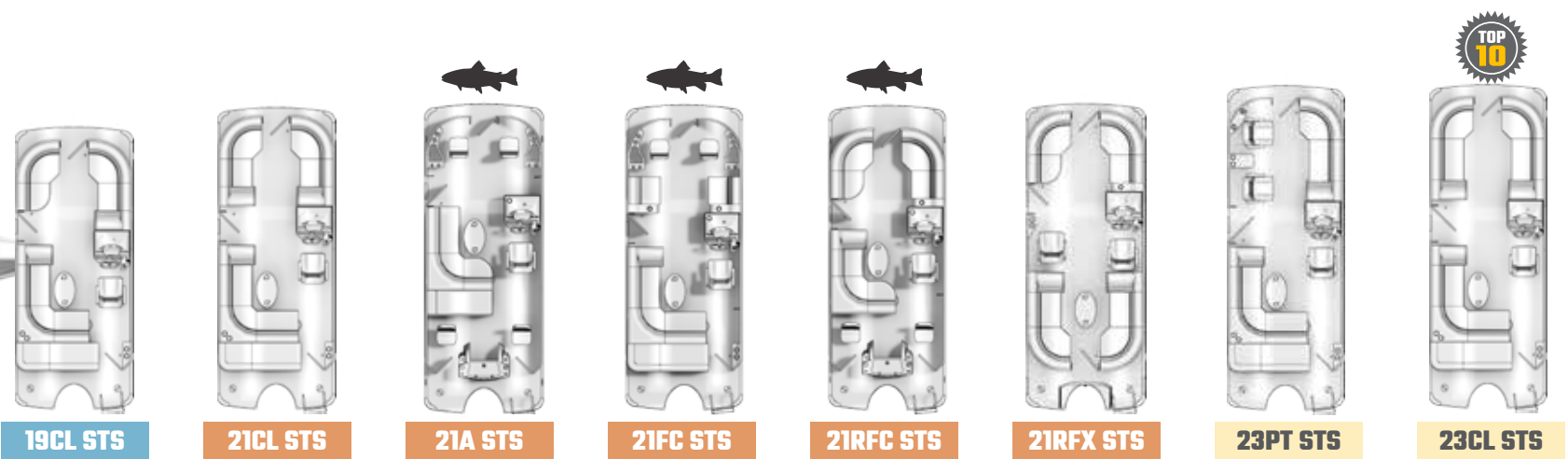
27RFXUDXR U

27RFXUDXR U

*Arch option available

	21-2.0	21-2.75	21-3.0	21-3.0+	23-2.0	23-2.75	23-3.0	23-3.0+
Tube Diameter	25"	25"	25"	25"	25"	25"	25"	25"
Deck Width	8' 6"	8' 6"	8' 6"	8' 6"	8' 6"	8' 6"	8' 6"	8' 6"
Deck Length	22' 3"	22' 3"	22' 3"	22' 3"	24'	24'	24'	24'
Tube Length	20' 11"	20' 11"	20' 11"	20' 11"	22' 8"	22' 8"	22' 8"	22' 8"
Overall Length	22' 3"	22' 8"	22' 8"	22' 8"	24'	24' 5"	24' 5"	24' 5"
Dry Weight (approx.)	2010	2160	2260	2360	2080	2400	2450	2550
Capacity	10	10	12	12	12	12	13	12
Capacity (lbs.)	1385	1435	1665	1675	1725	1735	1870	1720
Persons, Motors & Gear	2010	2200	2430	2490	2390	2500	2685	2740
Max. H.P.	115	200	200	300	150	200	250	400

	25-2.0	25-2.75	25-3.0	25-3.0+	27-2.0	27-2.75	27-3.0	27-3.0+	27UD-3.0+
Tube Diameter	25"	25"	25"	25"	25"	25"	25"	25"	25"
Deck Width	8' 6"	8' 6"	8' 6"	8' 6"	8' 6"	8' 6"	8' 6"	8' 6"	8' 6"
Deck Length	25' 5"	25' 5"	25' 5"	25' 5"	26' 11"	26' 11"	26' 11"	26' 11"	26' 11"
Tube Length	24' 1"	24' 1"	24' 1"	24' 1"	25' 7"	25' 7"	25' 7"	25' 7"	25' 7"
Overall Length	25' 5"	25' 10"	25' 10"	25' 10"	26' 11"	27' 4"	27' 4"	27' 4"	27' 4"
Dry Weight (approx.)	2410	2540	2690	2810	2565	2710	3030	3130	3930
Capacity	13	14	14	13	14	15	16	15	13
Capacity (lbs.)	1830	1970	2025	1900	1975	2160	2195	2075	1855
Persons, Motors & Gear	2495	2735	2840	2920	2640	2925	3010	3095	2875
Max. H.P.	150	200	250	400	150	200	250	400	350



	19-2.0	19-2.75	19-3.0	21-2.0	21-2.75	21-3.0	21-3.0+	23-2.0	23-2.75	23-3.0
Tube Diameter	25"	25"	25"	25"	25"	25"	25"	25"	25"	25"
Deck Width	8' 6"	8' 6"	8' 6"	8' 6"	8' 6"	8' 6"	8' 6"	8' 6"	8' 6"	8' 6"
Deck Length	20' 10"	20' 10"	20' 10"	22' 3"	22' 3"	22' 3"	22' 3"	24'	24'	24'
Tube Length	19' 6"	19' 6"	19' 6"	20' 11"	20' 11"	20' 11"	20' 11"	22' 8"	22' 8"	22' 8"
Overall Length	20' 10"	21' 3"	21' 3"	22' 3"	22' 8"	22' 8"	22' 8"	24'	24' 5"	24' 5"
Dry Weight (approx.)	1820	2020	2120	2010	2160	2260	2360	2080	2400	2450
Capacity	10	10	11	10	10	12	12	12	12	13
Capacity (lbs.)	1460	1455	1595	1385	1435	1665	1675	1725	1735	1870
Persons, Motors & Gear	1990	2080	2220	2010	2200	2430	2490	2390	2500	2685
Max. H.P.	90	115	115	115	200	200	300	150	200	250

	23-3.0+	25-2.0	25-2.75	25-3.0	25-3.0+	27-2.0	27-2.75	27-3.0	27-3.0+	27UD-3.0+
Tube Diameter	25"	25"	25"	25"	25"	25"	25"	25"	25"	25"
Deck Width	8' 6"	8' 6"	8' 6"	8' 6"	8' 6"	8' 6"	8' 6"	8' 6"	8' 6"	8' 6"
Deck Length	24'	25' 5"	25' 5"	25' 5"	25' 5"	26' 11"	26' 11"	26' 11"	26' 11"	26' 11"
Tube Length	22' 8"	24' 1"	24' 1"	24' 1"	24' 1"	25' 7"	25' 7"	25' 7"	25' 7"	25' 7"
Overall Length	24' 5"	25' 5"	25' 10"	25' 10"	25' 10"	26' 11"	27' 4"	27' 4"	27' 4"	27' 4"
Dry Weight (approx.)	2550	2410	2540	2690	2810	2565	2710	3030	3130	3930
Capacity	12	13	14	14	13	14	15	16	15	13
Capacity (lbs.)	1720	1830	1970	2025	1900	1975	2160	2195	2075	1855
Persons, Motors & Gear	2740	2495	2735	2840	2920	2640	2925	3010	3095	2875
Max. H.P.	400	150	200	250	400	150	200	250	400	350

*Arch option available

SUPER SPORT PACKAGE



AVAILABLE ON THESE MODELS:

- 19CL STS
- 21CL STS
- 21FC STS
- 23PT STS
- 23CL STS
- 23CL-4G STS
- 23FC STS
- 25PT STS
- 25CL STS
- 27CL STS



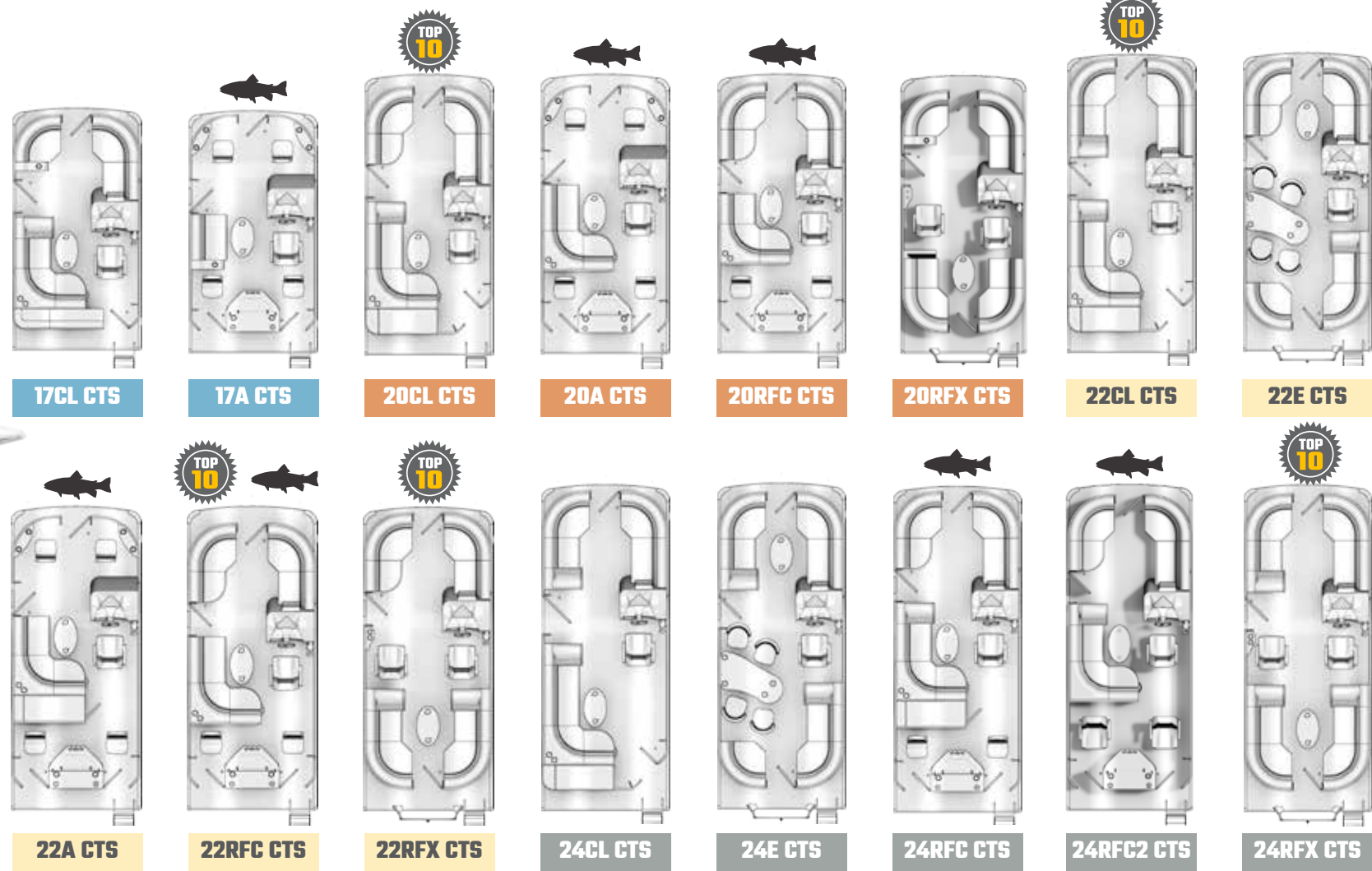
AVAILABLE ON THESE MODELS:

- 21A STS
- 21RFC STS
- 23A STS
- 23RFC STS
- 23RFC2 STS
- 25RFC STS
- 25RFC2 STS




AVAILABLE ON THESE MODELS:

- 21RFX STS
- 23ERS STS
- 23RFX STS
- 23RFXDC STS
- 25ERS STS
- 25RFX STS
- 25RFXDC STS
- 27EUDSXR STS
- 27RFXUDSXR STS



	17-2.0	17-2.0	17-2.75	20-2.0	20-2.0	20-2.75	20-3.0	22-2.0
Tube Diameter	23"	25"	25"	23"	25"	25"	25"	23"
Deck Width	8' 6"	8' 6"	8' 6"	8' 6"	8' 6"	8' 6"	8' 6"	8' 6"
Deck Length	16' 6"	16' 6"	16' 6"	19'	19'	19'	19'	20' 2"
Tube Length	17'	17'	17'	19' 6"	19' 6"	19' 6"	19' 6"	20' 8"
Overall Length	18' 4"	18' 4"	18' 9"	20' 10"	20' 10"	21' 3"	21' 3"	22'
Dry Weight (approx.)	1255	1285	1465	1440	1490	1690	1740	1895
Capacity	9	10	10	10	11	11	12	10
Capacity (lbs.)	1230	1425	1435	1355	1485	1545	1700	1340
Persons, Motors & Gear	1590	1785	1795	1885	2110	2170	2325	1870
Max. H.P.	60	60	60	75	115	115	115	90

	22-2.0	22-2.75	22-3.0	24-2.0	24-2.0	24-2.75	24-3.0
Tube Diameter	25"	25"	25"	23"	25"	25"	25"
Deck Width	8' 6"	8' 6"	8' 6"	8' 6"	8' 6"	8' 6"	8' 6"
Deck Length	20' 2"	20' 2"	20' 2"	22' 2"	22' 2"	22' 2"	22' 2"
Tube Length	20' 8"	20' 8"	20' 8"	22' 8"	22' 8"	22' 8"	22' 8"
Overall Length	22'	22' 5"	22' 5"	24'	24'	24' 5"	24' 5"
Dry Weight (approx.)	1955	2055	2105	2015	2065	2165	2215
Capacity	11	11	12	11	13	13	14
Capacity (lbs.)	1495	1510	1665	1585	1775	1830	1935
Persons, Motors & Gear	2120	2275	2430	2115	2400	2595	2750
Max. H.P.	115	200	200	90	115	200	250



BRING LUXURY, STYLE AND ALL-OUT PERFORMANCE TO YOUR NEXT RELAXING DAY ON THE WATER.



BASE VINYL COLORS

Top-quality materials like weather- and fade-resistant vinyls and flooring adorn these colorful pontoon boats. From canopies to soft-touch vinyl, accents, flooring and contemporary rail skins—you'll find a combination sure to please. Each tasteful color has been chosen to enhance the appearance of your luxury performance pontoon boat. Check with your authorized, local dealer for availability.




SPORT - ULTRA SERIES




STS SERIES

ACCENT VINYL COLORS



SPORT - ULTRA - STS - CTS SERIES



SUPER SPORT


CTS SERIES

SUPER SPORT



SEAT BASE

SEAT BASE

CANVAS COLORS



RAIL SKIN COLORS




FLOORING COLORS




SUPER SPORT

RAIL SKIN OPTIONS.

GO TO berkshirepontoon.com TO CUSTOMIZE YOUR PONTOON OF CHOICE.



Platinum Glass/Charcoal Top/Sangria Bottom/Charcoal Rail Stripe Package



Black Glass/Pearl White Top/Black Onyx Bottom/Blaze Red SS Accent Stripe/Black Out Package



White Glass/Black Onyx Top/White Bottom/Captain Blue Accent Stripe/Black Out Package



Platinum Glass/Caribou Top/Caribou Bottom



Black Onyx Top/Black Onyx Bottom/Blaze Red SS Accent Stripe



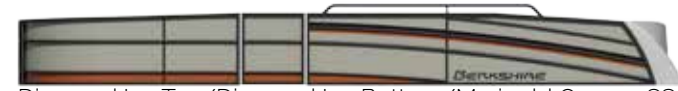
Sangria Top/Platinum Bottom/Sangria Rail Stripe



Charcoal Top/Pearl White Bottom



Forest Green Top/Charcoal Bottom/Charcoal Rail Stripe



Diamond Ice Top/Diamond Ice Bottom/Marigold Orange SS Accent Stripe/Black Out Package



Victory Red Top/Pearl White Bottom/Victory Red Rail Stripe/Black Out Package



Navy Top/Black Onyx Bottom/Black Out Package



Charcoal Top/Charcoal Bottom/Black Out Package



Charcoal Top/Charcoal Bottom/Lagoon SS Accent Stripe



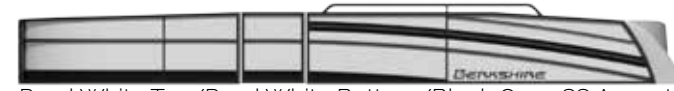
Navy Top/Pearl White Bottom



Black Onyx Top/Bronze Bottom



Black Onyx Top/Black Onyx Bottom



Pearl White Top/Pearl White Bottom/Black Onyx SS Accent Stripe/Black Out Package



Diamond Ice Top/Black Onyx Bottom/Diamond Ice Rail Stripe/Black Out Package



Diamond Ice Top/Pearl White Bottom/Black Out Package



Pear White Top/Pearl White Bottom/Black Out Package

DELUXE



Charcoal Top/Charcoal Bottom



Diamond Ice Top/Navy Bottom



Victory Red Top/Victory Red Bottom/Black Out Rail Pkg



Black Onyx Top/Caribou Bottom/Black Out Rail Pkg

STANDARD



N/A Top/Forest Green Bottom/Black Out Rail Pkg



Navy Top/Navy Bottom/Black Out Rail Pkg



Black Onyx Top/Sangria Bottom/Black Out Rail Pkg



N/A Top/Pearl White Bottom



Charcoal Top/Charcoal Bottom



Burgundy Top/Charcoal Bottom

ACCESSORIES & OPTIONS.



12.3" Murphy Digital Color GPS Graph



7" Murphy Digital Color GPS Graph



5" Simrad® Color GPS Graph



Kicker Radio



JL Audio Radio



Arch Mounted Can Speaker



Dual USB Charging Ports (Sport)



Dual USB Charging Ports (Ultra & STS)



High Back Reclining Chair



Super Sport Reclining Chair w/ Bolster



Low Back Reclining Chair



Standard Chair Reclining/Non-Reclining (CTS)



Centric II Seat



Standard Fish Seat



Stainless Steel Pop-Up Cleat



Washdown



LED Courtesy & Under Deck Lights



Moving Prop Alert & LED Underwater Lights



Lighted Seat Base



Reinforced Splash Fins



In-Floor Storage



Sink Pump Faucet & Drain In Helm



Tilt Out Trash Receptacle



Wake Board Racks



Rear Entertainment Unit (Ultra Ent.)



Starboard Entertainment Unit (Ultra Ent.)



Bar Unit (Ultra Entertainment)



Bar Unit (STS Entertainment)



Sink Unit (STS Entertainment)



Sport Ski Tow Bar



Stainless Steel Ski Tow Bar w/ Hoop



Stainless Steel Ski Tow Bar



Double Bimini



XTB Tubular Aluminum Bimini Top



Power Electric Bimini Top



Chaise Privacy Unit (Sport, Ultra & STS)



Sundeck Privacy Unit (STS & CTS)



Seat Covers



Full Camper Enclosure



Arch Full Camper Enclosure

DON'T JUST TAKE OUR WORD FOR IT...

"The ride and handling exceeded our expectation, and the quality of their craftsmanship is superb! We love how well the "joystick" piloting allows us



to maneuver for docking at our favorite restaurants. Our compliments to you and your crew for the interior comfort and conveniences, the exterior's high-end appearance, and especially the detailing in how well you laid out all of the mechanical components."

— Larry and Rose Rodina

"We immediately fell in love with the pontoon boat being built during our plant tour, but just knew it was way out of our price range. The company and dealer worked with us to get it within our budget. I am forever thankful to Forest River Marine and Tom McCuddy and the employees at Forest River Marine for helping put us get into the boat of our dreams! Such amazing customer service!"

— Terry Schergen and family

"I have never owned a boat and this being my first purchase, the boat is everything I could have asked for. It has speed, maneuverability, great handling, a ton of room, easy to drive and last but not least an amazing look."

— Stephen F.

"A big 'thank you' to the staff at Forest River Marine for letting us come see our new boat being built. Huge shout out to Nate, Kaitlin and Cindy for walking us through everything. The entire staff was tremendous... can't wait to get it on the water!"



— Melanie Steffen Farmer and family



For the past 20 years, Forest River Marine has focused on combining superior construction, top-quality components and luxurious furnishings to its full line of pontoon boats. This higher standard of commitment to innovative products and continuous improvement means you'll get the best value in the luxury performance pontoon marketplace.

ASSOCIATIONS & AWARDS.



The Marine Industry Customer Satisfaction Index (CSI) program is designed to enable marine industry manufacturers and dealers to measure and improve customer satisfaction. It helps improve quality, reports customer feedback, and rates manufacturers. Forest River Marine continues to score high and win awards for outstanding quality and service.

NMMA The National Marine Manufacturers Association (NMMA) is the nation's leading trade association representing boat manufacturers. NMMA members manufacture approximately 80 percent of marine products used in North America. It is a unifying force and powerful voice for the recreational boating industry, working to strengthen and grow boating. Forest River Marine is and has been a member in good standing.



Forest River Marine is a Platinum member of the Marine Retailers Association of the Americas (MRAA). For the marine industry to thrive, the retail organizations that interact with the boaters in their community must thrive. MRAA works to create a strong and healthy boating industry by uniting those retailers, providing them with opportunities for improvement and growth, and representing them with a powerful voice.



By purchasing a Forest River Marine pontoon, your membership in BoatU.S. is activated. BoatU.S. is the oldest and largest association of recreational boaters in the United States. For over 50 years, they've been providing reliable service, meaningful savings and representation for boaters everywhere. Over half a million members strong, they are the nation's most-trusted service provider both on and off the water.

BACKED BY AN INDUSTRY LEADER.

Founded in 1996, Forest River, Inc., has grown to become one of the largest recreational vehicle manufacturers in the world. Forest River, Inc., is also one of the largest employers in the recreational vehicle industry with approximately 11,000 employees and more than 75 manufacturing facilities throughout the country.



A Berkshire Hathaway company.

As a division of Forest River, Inc., a wholly owned subsidiary of Berkshire Hathaway, Forest River Marine offers the kind of financial stability to its customers that no other recreational products company can provide. Forest River Marine will remain committed to continual product improvement as a means to provide its owners with a lifetime of enjoyment, and a product that holds its value.

BERKSHIRE WARRANTY

Flooring or Vinyl Up
• 5 Years
(Original Owner)

Decking Material
• Lifetime
(Original Owner)

All Aluminum & Welds Below Deck
• Lifetime
(Original Owner)

BERKSHIRE INTERACTIVE MOBILE MANUALS.



Download our FREE app to your Apple or Android smartphone or tablet from one of the stores below and have your manual with you at all times.



SPECIAL NOTE:

All information contained in this brochure is believed to be accurate at the time of printing. However, during the model year, it may be necessary to make revisions. Forest River, Inc. reserves the right to make changes without notice, including prices, colors, materials, equipment and specifications as well as the addition of new models and the discontinuance of models shown in this brochure. Please consult your authorized Forest River Marine dealer and confirm the existence of any material, design or specifications that are critical to your purchase decision. Photography and illustrations may show optional equipment available at additional cost. Standard features, capacities and other specifications are subject to change.

PERFORMANCE-DRIVEN LUXURY BACKED BY A PRETTY BIG NAME.



"I've had rides on 400-foot yachts and I recently had an outing on my daughter's Forest River Marine pontoon. Hands down, I prefer the pontoon."

— Warren Buffett