

2025



SPECIALTY POWER WINDOWS[®]

POWER WINDOW & WIPER KITS



ENGINEERED LIKE NO OTHER

WE BUILD THE SOLUTION to your power window and wiper problems. Our power window system is the most versatile on the market.





SPW POWER WONDER-LIFT


LIMITED LIFETIME WARRANTY

The SPW Power Wonder-Lift Cable Driven OEM Motor Kit is the most versatile power window kit available and is simple to install. This lift kit completely replaces your old crank handle and regulator.

Complete kits contain lower glass channel, GM switches, complete wire harness with switch and motor plugs and flexible stainless steel wire conduit kit for door opening. This regulator only requires 8 1/2 inches of clearance beneath the glass and bottom of door. All SPW Power Wonder-Lift kits contain written and video instructions.

All power window kits can be ordered with switches and wiring for door mounting or for console mounting. Door mounting will include one dual and one single switch with proper wiring. Console mounting will include one dual switch with proper wiring. Our kits can also be ordered without switches and wiring, these kits will include motor leads.

PWL-2C with chrome switches



PWL-2P (Partial Kit) does not include switches, wire harness or flexible wire conduits. (Includes motor leads.)

PWL-2C (Complete 2 Window Kit) with standard chrome switches.

PWL-4C (Complete 4 Window Kit) with standard chrome switches.

For special wiring needs call factory.






SPW POWER WONDER-LIFT (Modified)


LIMITED LIFETIME WARRANTY

The modified SPW Power Wonder-Lift is used in unchopped Tall T's and other limited space applications. This regulator only requires 5 1/2 inches of clearance beneath the glass and bottom of door. It does require a larger access hole for installation than our SPW Power Wonder-Lift.




1933 Coupe
Donald Cotharp

*PWL-2C(M)
chrome
switches
shown*



- PWL-2P (M)** (Partial Kit) does not include switches, wires, or flexible wire conduit
 - PWL-2C (M)** (Complete 2 Window Kit) with chrome switches.
 - PWL-4C (M)** (Complete 4 Window Kit) includes standard chrome switches.
- For special wiring needs call factory.



2416U-2C chrome switches shown

SPW 2416 U Gear-Drive Kits

LIMITED LIFETIME WARRANTY

The SPW 2416 U Gear-Drive Kits work well in cars that have glasses at least 24 inches from front to rear and that do not require more than 16 inches of lift. These are gear driven regulators that utilize OEM motors.



The Extremeliner - Posies

- 2416U-2P** (Partial Kit) does not include switches, wiring or flexible wire conduit.
- 2416U-2C** (Complete 2 Window Kit) please specify switches.
- 2416U-4C** (Complete 4 Window Kit) includes standard chrome switches.






SPW SPECIAL MODEL A FORD KIT

LIMITED LIFETIME WARRANTY

AS NEAR A BOLT-IN AS POSSIBLE!

The SPW Model A Ford Kits are designed specifically for Model A Fords and for ease of installation; there are only 4 holes to drill in each door (templates provided) and minor flange trimming. This kit uses the popular GM-style motors. As with our other quality kits, everything you need is included. Your Model A street rod will cruise in style with a set of SPW windows.




*2631-MA
chrome switches shown*

- 2631MA-2P** (Partial Kit) does not include switches, wiring or flexible wire conduit.
- 2631MA-2C** (Complete 2 Window Model A Kit) please specify switches.
- 2631MA-4C** (Complete 4 Window Model A Kit) includes standard chrome switches.

SPW Custom Kit for 1946-48 Ford Convertibles & Coupes

LIMITED LIFETIME WARRANTY

Designed specifically for the '46-48 Ford convertibles and coupes, these custom Ford kits have genuine GM-style motors and are engineered for easier conversion to power windows. With a few modifications, your fat fendered Ford will power up with ease.



4648FDCV-4C shown

- 4648FDCV-4C** (Complete Four Window Convertible Kit) Includes standard chrome switches.
- 4648FDCP-2C** (Complete Two Window Coupe Kit) Includes standard chrome switches.






SPW Classic '55-57 Chevy Kits


LIMITED LIFETIME WARRANTY

Street enthusiasts who are updating their classic Chevy cars will appreciate these kits, which offer the late-model convenience of electric windows with easy installation. In all cases, the front door units are a straight bolt-in conversion. On the 2-door sedan and hardtops, two holes are drilled for the quarter glass regulator (template provided). SPW Classic '55-57 Chevy Kits use the rugged GM-style motors. The new GM switches provided are not exactly like the originals; these switches are not for original restorations.

Note: 4-door sedans & 4-door wagons use Power Wonder-Lift (see page 1).



5557-N	Nomad Complete System (two window)
5557-SD	Sedan Delivery Complete System (two window)
5557-WF	2-door Wagon Kit (front doors only)
5557-SF	2-door Sedan Kit (front doors only)
5557-HT	2-door Hardtop Kit (all four windows)
5557-SW	2-door Sedan & 2-door Wagon (four windows)
5557-CV	Convertible (all four windows)
5557-2CVR	2-Door Sedan with vent removed (doors only)
5557-4CVR	2-Door Sedan with vent removed (all four windows)



5557-HT for Hardtops shown






SPW Classic Chevy Pick-Ups

LIMITED LIFETIME WARRANTY

Chevy truck enthusiasts who are updating their classic trucks will truck in style with SPW Classic Chevy Pick-Ups electric windows. We have custom units for the different year models. Every SPW unit comes with all of the mounting hardware and instructions specific to that body style.



6772CHVPU-2C chrome shown

6772CHVPU-2P (Partial Kit) does not include switches, wire harness or flexible wire conduits. For 67-72 Chevy Trucks.

6772CHVPU-2C (Complete 2 Window Kit) please specify switches.

5559CHVPU-2P (Partial Kit) does not include switches, wire harness or flexible wire conduits. For 55-59 Chevy Trucks.

5559CHVPU-2C (Complete 2 Window Kit) includes chrome switches.


4754-PU-WO/V2P Partial Kit (w/o vent). For 47-54 Chevy Trucks. See note.

4754-PU-WO/V-2C Complete (w/o vent). includes chrome switches. See Note.

4754-PU W/V-2P Partial (with vent). For 47-54 Chevy Trucks that have factory vent windows.

4754-PUW/V 2-C Complete (with vent)

*Note: These SPW Classic Chevy Pick-Up Kits are for vehicles manufactured without vent windows.
If you remove factory vent windows, use the Power-Wonder Lift on page 1.*



RGK REAR GLASS

LIMITED LIFETIME WARRANTY

SPW's universal rear glass kit comes complete with switch and wiring harness. It has a maximum lift of 9" and is designed to go through the drain trough on many original cars. It also includes a new lower glass channel.

RGK





SPW GM 1960'S - 70'S

LIMITED LIFETIME WARRANTY

We have kits to fit most GM Muscle Cars, Camaros, early Impalas and early Corvettes. Our Midsize units will fit Chevelle, GTO, Cutlass and Skylark. These units bolt in and do not require any modifications. Drilling may be required.

They come complete with switches and wiring harness. They use late model GM type motors. Switches are chrome GM style but not original.



68-69 Camaro

MID-SIZE GM

6465MSHT-4C	1964-65 MID SIZE GM HARDTOP 4 WINDOW KIT.
6667MSHT-4C	1966-67 MID SIZE GM HARDTOP 4 WINDOW KIT.
68MSHT-4C	1968 MID SIZE GM HARDTOP 4 WINDOW KIT.
69MSHT-4C	1969 MID SIZE GM HARDTOP 4 WINDOW KIT.
7072MSHT-4C	1970-72 MID SIZE GM HARDTOP 4 WINDOW KIT.
6872EC-2C	1968-72 EL CAMINO 2 WINDOW KIT.

CAMAROS

67CAMHT-4C	1967 CAMARO HARDTOP 4 WINDOW KIT.
6869CHT-4C	1968-69 CAMARO HARDTOP 4 WINDOW KIT.
7081CAM-2C	1970-81 CAMARO HARDTOP 2 WINDOW KIT.

IMPALAS

IMPALAS

6164IMHT-4C	1961-64 IMPALA HARTOP 4 WINDOW KIT.
--------------------	-------------------------------------





Specialty Power Windows

ORDER 478-994-4236 FAX
478-994-3124 **PRICE LIST - 2025**

STREET ROD POWER WINDOW KITS

PAGE 1

PWL-2P	PARTIAL UNIV. P/W KIT (NO SWITCH KIT).....	324.00
PWL-2C	COMPLETE 2 WINDOW UNIV. KIT.....	439.00
PWL-4C	COMPLETE 4 WINDOW UNIV. KIT.....	835.00

PAGE 2

PWL-2P(M)	PARTIAL UNIV. 2 WINDOW MODIFIED P/W KIT (NO SWITCH KIT)	324.00
PWL-2C(M)	COMPLETE UNIV. 2 WINDOW MODIFIED P/W KIT.....	439.00
PWL-4C(M)	COMPLETE UNIV. 4 WINDOW MODIFIED P/W KIT.....	835.00

2416U-2P	PARTIAL UNIV. 2 WINDOW P/W KIT (NO SWITCH KIT).....	324.00
2416U-2C	COMPLETE UNIV. 2 WINDOW P/W KIT.....	439.00
2416U-4C	COMPLETE UNIV. 4 WINDOW P/W KIT.....	835.00

PAGE 3

2631MA-2P	PARTIAL P/W KIT (NO SWITCH KIT).....	324.00
2631MA-2C	COMPLETE 2 WINDOW KIT.....	439.00
2631MA-4C	COMPLETE 4 WINDOW KIT.....	835.00

4648FDCV-4C	COMPLETE 4 WINDOW KIT FOR 46-48 FORD CONV.....	865.00
4648FDCP-2C	COMPLETE 2 WINDOW KIT FOR 46-48 FORD COUPE.....	439.00

CLASSIC 1955-57 CHEVY POWER WINDOW KITS (AVAILABLE WITHOUT SWITCH KITS)

PAGE 4

PRICES INCLUDE CHROME SWITCHES AND HARNESS

5557-N	NOMAD COMPLETE 2 WINDOW KIT.....	439.00
5557-SD	SEDAN DELIVERY COMPLETE 2 WINDOW KIT.....	439.00
5557-WF	2 DOOR WAGON FRONT DOORS.....	439.00
5557-SF	2 DOOR SEDAN FRONT DOORS.....	439.00
5557-HT	2 DOOR HARDTOP 4 WINDOW KIT.....	835.00
5557-SW	2 DR SEDAN / 2 DOOR WAGON - 4 WINDOW KIT.....	835.00
5557-CV	CONVERTIBLE 4 WINDOW KIT.....	865.00
5557-2CVR*	2 DOOR SEDAN FRONT DOORS WITH VENT REMOVED.....	459.00
5557-4CVR*	2 DOOR SEDAN 4 WINDOW KIT WITH VENT REMOVED.....	855.00

*VR (VENT REMOVED) KITS INCLUDE A GLASS TEMPLATE AND
A FRONT VERTICAL CHANNEL

CLASSIC CHEVY TRUCK POWER WINDOW KITS

PAGE 5

6772CHVPU-2P	PARTIAL 2 WINDOW KIT (NO SWITCH KIT).....	324.00
6772CHVPU-2C	COMPLETE 2 WINDOW KIT.....	439.00
5559CHVPU-2P	PARTIAL 2 WINDOW KIT (NO SWITCH KIT).....	324.00
5559CHVPU-2C	COMPLETE 2 WINDOW KIT.....	439.00
5559-2CVR*	COMPLETE 2 WINDOW KIT WITH FACTORY VENT REMOVED.....	459.00

*SEE VR NOTE ABOVE

4754-PU W/V-2P	PARTIAL 2 WINDOW KIT FOR PU WITH FACTORY VENT.....	324.00
4754-PU W/V-2C	COMPLETE 2 WINDOW KIT FOR PU WITH FACTORY VENT.....	439.00
4754-PU WO/V-2P	PARTIAL KIT FOR PU FROM FACTORY WITHOUT VENT*.....	324.00
4754-PU WO/V-2C	COMPLETE KIT FOR PU FROM FACTORY WITHOUT VENT*.....	439.00

*IF YOU REMOVE THE FACTORY VENT USE THE PWL-2C UNIVERSAL KIT

RGK	UNIVERSAL REAR GLASS KIT.....	236.00
-----	-------------------------------	--------



Specialty Power Windows

ORDER 478-994-4236 FAX 478-994-3124

PRICE LIST - 2025

PAGE 6

6465MSHT-4C	1964-65 MID SIZE GM HARDTOP 4 WINDOW KIT.....	865.00
6667MSHT-4C	1966-67 MID SIZE GM HARDTOP 4 WINDOW KIT.....	865.00
68MSHT-4C	1968 MID SIZE GM HARDTOP 4 WINDOW KIT.....	865.00
69MSHT-4C	1969 MID SIZE GM HARDTOP 4 WINDOW KIT.....	865.00
7072MSHT-4C	1970-72 MIDSIZE GM HARDTOP 4 WINDOW KIT.....	865.00
6872EC-2	1968-72 EL CAMINO 2 WINDOW KIT.....	460.00

67CAMHT-4C	1967 CAMARO HARDTOP 4 WINDOW KIT.....	865.00
6869CHT-4C	1968-69 CAMARO HARDTOP 4 WINDOW KIT.....	865.00
7081CAM-2C	1970-81 CAMARO HARDTOP 2 WINDOW KIT.....	460.00

6164IMHT-4C	1961-64 IMPALA HARDTOP 4 WINDOW KIT.....	865.00
-------------	--	--------

NOTE:	ABOVE GM KITS AVAILABLE FOR DOOR ONLY 2 WINDOWS.....	460.00
-------	--	--------

PAGE 7,8,9

WWK-2	UNIV. STREET ROD WIPER KIT W/ 2 SPEED ROTARY SWITCH.....	275.00
WWK-2I	UNIV. STREET ROD WIPER KIT W/ INTERMITTENT SWITCH.....	310.00
WWK-2R	UNIV. STREET ROD WIPER KIT W/ 2 SPEED ROCKER SWITCH.....	275.00
WWK	UNIV. STREET ROD WIPER KIT (NO WIRING OR SWITCH).....	250.00

WWKXLWD-2	144" LONG DRIVE UNIV S/R WIPER KIT W/ 2 SPEED ROT SWITCH	301.00
WWKXLWD-2I	144" LONG DRIVE UNIV S/R WIPER KIT W/ INTERMITTENT SWITCH	336.00
WWKXLWD	144" LONG DRIVE UNIV S/R WIPER KIT (NO WIRING OR SWITCH).	274.00
XLWD	144" LONG DRIVE CABLE KIT (PURCHASED SEPERATELY).....	42.00

WWK-4754-2	WIPER KIT W/ 2 SPEED SWITCH FOR 47-54 CHEVY P/U.....	337.00
WWK-4754-2I	WIPER KIT W/ INTERMITTENT SWITCH FOR 47-54 CHEVY P/U.....	373.00
WWK-4754	WIPER KIT WITHOUT SWITCH AND WIRING FOR 47-54 CHEVY P/U	310.00

WWK-5557-2	WIPER KIT W/ 2 SPEED SWITCH FOR 55-57 CHEVY CARS.....	363.00
WWK-5557-2I	WIPER KIT W/ INTERMITTENT SWITCH FOR 55-57 CHEVY CARS..	398.00
WWK-5557	WIPER KIT WITHOUT SWITCH AND WIRING FOR 55-57 CHEV CAR	310.00

WWK-5559-2	WIPER KIT W/ 2 SPEED SWITCH FOR 55-59 CHEVY P/U.....	337.00
WWK-5559-2I	WIPER KIT W/ INTERMITTENT SWITCH FOR 55-59 CHEVY P/U.....	373.00
WWK-5559	WIPER KIT WITHOUT SWITCH AND WIRING FOR 55-59 CHEVY P/U	310.00

POWER WINDOW & WINDSHIELD WIPER ACCESSORIES
ALL ARMS FIT 1/2" STANDARD SPLINED KNURLS. KNURLS NOT INCLUDED WITH ARMS.
KNURLS ARE INCLUDED WITH OUR WIPER KITS.

PAGE 10

WAB-01	STRAIGHT ALUMINUM WIPER ARM WITH BLADE (EA).....	46.00
WAB-01BL	BENT LEFT ALUMINUM WIPER ARM WITH BLADE (EA).....	46.00
WAB-01BR	BENT RIGHT ALUMINUM WIPER ARM WITH BLADE (EA).....	46.00

SSPR	STAINLESS STEEL ARMS WITH BLADES (PAIR).....	98.00
------	--	-------

SPECIFY TYPE OF ARM AND BLADE FROM BELOW

SSST	STAINLESS STEEL ARM (STRAIGHT) EA.....	23.00
------	--	-------



Specialty Power Windows

ORDER 478-994-4236 FAX 478-994-3124

PRICE LIST - 2025

SSBR	STAINLESS STEEL ARM (BENT RIGHT) EA.....	23.00
SSBL	STAINLESS STEEL ARM (BENT LEFT) EA.....	23.00
SSFL	STAINLESS STEEL BLADE (FLAT-CUT TO LENGTH 5" - 12".....	26.00
SS09	STAINLESS STEEL BLADE (9" FLEX FOR CURVED GLASS).....	26.00
SS10	STAINLESS STEEL BLADE (10" FLEX FOR CURVED GLASS).....	26.00
SS11	STAINLESS STEEL BLADE (11" FLEX FOR CURVED GLASS).....	26.00

KNURLS	SIZES: 1/2 X 1/4 & 5/8 X 1/4 & 1/2 X 10-32 WITH TAPER.....	6.00
--------	--	------

PAGE 11

FWC	STANDARD FLEXIBLE STAINLESS STEEL WIRE CONDUIT (PR)....	28.00
XLFWC	EXTRA LARGE FLEXIBLE S/S WIRE CONDUIT (PR).....	28.00
FWC-BA (NOT SHOWN)	STD FLEXIBLE WIRE CONDUITS WITH BILLET BUSHINGS.....	58.00
XLFWC-BA (N/S)	XLARGE FLEXIBLE WIRE CONDUITS WITH BILLET BUSHINGS.....	58.00
BAB & XLBAB	BILLET BUSHINGS FOR STD CONDUITS (UPGRADE).....	32.50
TS-1	BACK UP WINDOW TOGGLE SWITCH - ONE DIRECTION.....	28.00
PWT-1	TOGGLE SWITCH FOR POLARITY REVERSING MOTORS.....	30.00
PP-1	PREWIRED RELAY AND PLUG WITH SCHEMATIC.....	22.50
WLRC	LOWER GLASS ROLLER CHANNEL KIT W/ ROLLER LIFT BAR (PR)	35.00

PAGE 12

AB-01 O	CUSTOM ALUM BEZEL OVAL SMOOTH SINGLE SWITCH.....	17.50
AB-01 O BM	CUSTOM ALUM BEZEL OVAL BALL MILL SINGLE SWITCH.....	17.50
AB-01 R BM	CUSTOM ALUM BEZEL ROUND BALL MILL SINGLE SWITCH.....	17.50
AB-02 O	CUSTOM ALUM BEZEL OVAL SMOOTH DOUBLE SWITCH.....	17.50
AB-02 O BM	CUSTOM ALUM BEZEL OVAL BALL MILL DOUBLE SWITCH.....	17.50
AB-02 R BM	CUSTOM ALUM BEZEL ROUND BALL MILL DOUBLE SWITCH.....	17.50
AB-04 O	CUSTOM ALUM BEZEL OVAL SMOOTH 4 WAY SWITCH.....	21.50
AB-04 O BM	CUSTOM ALUM BEZEL OVAL BALL MILL 4 WAY SWITCH.....	21.50

UC-1	UNIVERSAL METAL SIDE RUN CHANNEL (24" LONG) (EA).....	10.00
UC-2	UNIVERSAL METAL SIDE RUN CHANNEL (24" LONG) (EA).....	10.00

4148-U	UNFINISHED WIPER TOWER BEZELS FOR 41-48 CHEVY CARS (PR)	40.00
4148-C	CHROME WIPER TOWER BEZELS FOR 41-48 CHEVY CARS (PR)..	62.00

UB2	UNIVERSAL WIPER TOWER KIT (ALUMINUM 45 DEGREE ANGLE)	25.00
UB2-15	UNIVERSAL WIPER TOWER KIT (ALUMINUM 15 DEGREE ANGLE)	25.00

SEE NEXT PAGE FOR PRODUCTS NOT IN CATALOG



Specialty Power Windows

ORDER 478-994-4236 FAX 478-994-3124

PRICE LIST - 2025

NOT IN CATALOG

PWL-1C	COMPLETE ONE WINDOW UNIVERSAL WINDOW KIT.....	236.00
PWL-1P	PARTIAL ONE WINDOW UNIVERSAL WINDOW KIT.....	164.00
WWJ	REPLACEMENT WIPER MOTOR (AM OR UT, DYN OR COAST).....	99.00
P/W MOTOR	REPLACEMENT POWER WINDOW MOTOR (EITHER TYPE).....	99.00
1B SWITCH	SINGLE POWER WINDOW SWITCH.....	36.00
2B SWITCH	DOUBLE POWER WINDOW SWITCH.....	44.00
4B SWITCH	FOUR BUTTON POWER WINDOW SWITCH.....	75.00

CORVETTE PRODUCTS

CORVETTE PRODUCTS

5762-2CV	57-62 CORVETTE COMPLETE WINDOW LIFT KIT.....	460.00
WWK-5762V-2	57-62 CORVETTE WIPER KIT (NOT ORIGINAL) W/ 2 SPEED.....	363.00
WWK-5762V-2I	57-62 CORVETTE WIPER KIT (NOT ORIGINAL) W/ INTERMITTENT INTERMITTENT SWITCH WILL NOT FIT IN ORIGINAL LOCATION. MOTOR MOUNTS UNDER THE DASH.	398.00

NOTE

PRICES DO NO INCLUDE SHIPPING CHARGES

15% RESTOCKING FEE ON RETURNED ITEMS

ALL RETURNS MUST BE ACCOMPANIED BY A RETURN AUTHORIZATION NUMBER

PRICES SUBJECT TO CHANGE WITHOUT NOTICE

SPECIALTY POWER WINDOWS


140 INDUSTRIAL PARK DR

FORSYTH, GA 31029



SPW DUAL WIPE

LIMITED LIFETIME WARRANTY



Best New Product of the Year at the 1991 NSRA Street Rod Nationals.

This universal SPW Dual-Wiper Drive Kit has two wiper shafts, which accepts arms that fit 1/2 inch fine spline knurls, or 1/4 inch shafts.


The output shafts are driven by a remote mounted commercial duty 2-speed wiper motor, with 300 in. lbs. Stall torque. The sweep is adjustable from 90° to 160° in 10° increments.

SPW Dual Wipe Kits are available with 2-speed intermittent self-park or 2-speed standard self-park switch kits. Two-speed switch kits are available with either rotary (knob) or black rocker switch .

Note: SPW Dual Wiper Kits are best suited for cars under construction.

WWK2 Complete SPW Wiper Drive Kit with standard 72" drive cable and 2-speed rotary (knob) switch kit.

WWK2 shown





SPW DUAL WIPE KITS

LIMITED LIFETIME WARRANTY



WWK2I Switch

WWK2I

Complete SPW Wiper Drive Kit with Standard 72" Drive Cable and 2-speed Intermittent Switch Kit. See Page 7.

WWK2R

Complete SPW Wiper Drive Kit with standard 72" Drive Cable and 2-speed Black Rocker Switch Kit. See Page 7.

WWKXLWD-2

Complete 2-speed SPW Wiper Drive Kit with 144" Long Drive Cable and tubing. See Page 7.

WWKXLWD-2I

Complete 2-speed Intermittent Wiper Drive Kit with 144" Long Drive Cable and tubing. See Page 7.

XLWD

144" Long Drive Cable and Tubing. Tubing and cable only. (Use for upgrade on 72" Kits.)



XLWD

WWK Base Kit

(not pictured) with standard 72" Drive Cable. Does not include switch or wiring. Includes basic wire diagram.

Note: Kits do not include arms and blades.



SPW CLASSIC CHEVY WIPER KITS

LIMITED LIFETIME WARRANTY

Designed specifically for the Classic Chevy cars and trucks, SPW custom wiper units provide a new wiper motor and transmissions to replace your original wiper system. The SPW switch and transmissions mount back into the factory locations. The original bezels and nuts are re-installed. The motor relocates to under the dash.

55-57 Chevy Cars



WWK5557-2I

Complete wiper kit with a 2-speed variable intermittent wiper switch.

WWK5557-2

Complete wiper kit with a 2-speed wiper switch.

WWK5557

Complete wiper kit (no switch)

47-54 Chevy Trucks

WWK4754-2I

Complete wiper kit with a 2-speed variable intermittent wiper




WWK4754-2

Complete wiper kit with a 2-speed wiper switch.

WWK4754

Complete wiper kit (no switch)



55-59 Chevy Trucks

WWK5559-2I


Complete wiper kit with a 2-speed variable intermittent wiper switch

WWK5559-2

Complete wiper kit with a 2-speed switch

WWK5559

Complete wiper kit (no switch)





SPW BILLET ALUMINUM ARMS AND BLADES FOR FLAT WINDSHIELDS ONLY

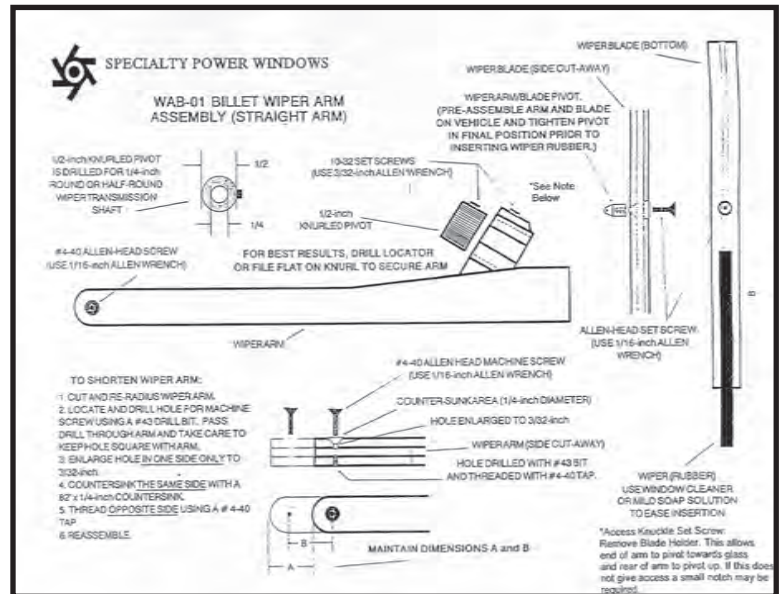
DESIGN PATENT APPLIED FOR

SPW arms and blades come in 10-inch lengths allowing for custom fitting which requires drilling and threading. SPW arms and blades have an adjustable blade angle feature. SPW arms are packaged one to a box and shipped with a brush finish only. You finish to suit your needs.

WAB-01 Straight

WAB-01 BR Bent Right

WAB-01 BL Bent Left



WAB-01 Assembled



SPW STAINLESS STEEL ARMS & BLADES

SPW stainless steel arms are available straight, bent right and bent left. SPW arms are adjustable. SPW stainless steel wiper blades are available for flat glass (cut to length) or in 9", 10" and 11" curved glass lengths.

Replacement blades are available. See price sheet for part numbers.





SPW POWER WINDOW & WIPER ACCESSORIES

Stainless Flexible Wire Conduits

FWC 5/8" O. D. Holds 10 Wires

XL FWC 3/4" O.D. Holds 16 Wires

SPW conduits will protect your door wiring and give your wiring a professional finished look. SPW conduits are packaged with all of our complete power window kits, but are available separately. Each kit comes complete for 2-doors. For 4-door cars order 2 kits. (If using a 4-button Master Switch, use XLFWC on front doors.)



XLFWC

FWC



TS-1 TOGGLE SWITCH KIT

A weatherproofed, marine-type switch kit that is mounted under the running board or other hidden locations outside the car to lower the drivers window. The hookup is a simple, three wire installation and is an economical substitute for a remote control, or simply used as backup in case you lock your transmitter in the car.



PP-1

The SPW PP-1 pre-wired relay socket comes with a 5-terminal relay and 8 ft. of wiring. PP-1 is used to power any motor in one direction and can operate with any remote control or switch on any motor. To run one motor in two directions, such as up and down, order 2 PP-1 kits. SPW PP-1 kits include a wire diagram.

WLRC

The SPW lower glass channel and lift bar kits help to stop glass rocking where glass has been cut too short front to rear. The SPW WLRC easily replaces the lift bar on Power-Wonder Lift units.



SPW CUSTOM ALUMINUM SWITCH BEZELS

Give your car the hi-tech look with SPW billet aluminum switch bezels available in either round or oval design. The round is only available ball-milled. The oval is available smooth or ball-milled. See price sheet for part numbers



UC-1 & UC-2 SPWs universal side run channels are for the car builders who need rigid side run channel for replacement of originals or for custom building. Both channels are 23" long and come with threaded weld studs and nuts. The UC-1 channel is for run channel up to 9/16" wide and the UC-2 is for run channel up to 13/16" wide.



4148C Same as above except for 1941-48 Chevy cars, chrome finished. Sold in pairs.

4148U Same as above. Unfinished only. Sold in pairs.



UB2-15 Same as UB2 except cut at a 15° angle.



UB2 Universal Bezel Kit

All aluminum-unfinished. Bezels are cut at a 45° angle. Sold in pairs.

Note: Angles can be changed with a belt sander.



PRODUCT COMPARISON

SPECIALTY POWER WINDOWS®

OTHERS

DESIGNED AND MADE
BY THE COMPANY WHOSE
NAME APPEARS ON THE KIT

YES

?

FACTORY DIRECT WARRANTY
ON EVERY PART OF ALL
POWER WINDOW & WIPER KITS

YES

?

FACTORY DIRECT
TECHNICAL ASSISTANCE

YES

?

LIMITED LIFETIME WARRANTY ON
ALL POWER WINDOW & WIPER KITS

YES

?

MADE IN AMERICA BY
STREET RODDERS

YES

?

FACTORY ASSISTANCE FOR
SPECIAL APPLICATIONS FOR AND
SWITCHING NEEDS

YES

?



140 Industrial Park Drive
Forsyth, GA 31029-1486

CONTACT YOUR FAVORITE DEALER OR CALL

ORDER LINE	478-994-4236 8:00 AM - 5:00 PM EST
TECH LINE	478-994-9248
FAX	478-994-3124
WEBSITE	www.specialtypowerwindows.com