

Color Options


Wood Grain



Bi-Directional American Walnut* Bi-Directional English Oak* Bi-Directional Ash* Bi-Directional Mahogany*



Uni-Directional American Walnut Uni-Directional English Oak Uni-Directional Ash Uni-Directional Mahogany



Uni-Directional Graywood Cedar Plank American Walnut Plank English Oak Plank


Plank and Bi-Directionals color options feature a light stucco embossment. Uni-Directionals color options feature a wood grain embossment.

*Bi-Directional colors are available on 60, 61, 63, and 64 models with or without windows. They are only available on 71, 72, 73, 74, 81 and 82 models without windows.

Solid



Polar White Almond Sahara Tan Sandstone



Trinar® Beige Bronze** Trinar® Brown** Brown**



Espresso** Gray Charcoal** Carbon Black**

**These colors include a cool chemistry paint finish but is not recommended for projects with extreme exposures to heat and sunlight.

Due to the printing process, colors may vary. For accurate color samples, contact a Haas Door dealer for a color selector.

Panel Options



Flush Panel Model 710

All colors except Bi-Directional wood grains
Carriage Windows p24 & 25
Ranch Windows p24 & 26
TL Windows p26
Standard Windows p24 & 27
SlimLine Windows p26



V-Groove Panel Model 712

All colors except Bi-Directional wood grains
Carriage Windows p24 & 25
TL Windows p26
SlimLine Windows p26




Ribbed Short Panel Model 760

Carriage Windows p24 & 25
Model 772
Ranch Windows p24 & 26
Model 782
Standard Windows p24 & 27



Recessed Short Panel Model 761

Carriage Windows p24 & 25
Model 771
Ranch Windows p24 & 26
Model 781
Standard Windows p24 & 27




Ribbed Long Panel Model 764

Carriage Windows p24 & 25
Model 774
Ranch Windows p24 & 26

FEATURES

- 1¾" Thick with Full Thermal Break
- 0.093 Tested U-Factor
- Environmentally Compliant Polyurethane Insulation
- 26-Gauge Galvanized Steel
- Available with Wind Load & Impact Options
- Decorative Glass Options (pg 24)
- SelectView Options (pg 22-23)
- 35 Window Options (pg 25-27)
- Industry Leading Warranty (pg 30)
 - Lifetime Rust-Through & Delamination
 - Finish Warranty (pg 30)
 - 6 Year Hardware
 - 3 Year Spring
 - 1 Year All Other Components



A Full Thermal Break is used in the tongue-and-groove construction of all 700 series doors. This rigid vinyl extrusion seals the joints and eliminates metal-to-metal contact, which limits the transfer of temperature.





**MIAMI-DADE COUNTY
APPROVED**

**Florida/Non-Florida
Wind Load**
Impact/Non-Impact

**Texas/Non-Texas
Wind Load**
Impact/Non-Impact

**LIMITED
LIFETIME
WARRANTY**



770 in charcoal with prairieview decorative glass windows



761 in polar white with 3-pane windows, hinges and handles



710 in graywood with slimline windows



ing Panel

Windows p24 & 25

Windows p24 & 26



**Recessed Long Panel
Model 763**

(Not available in 24" sections)
Carriage Windows p24 & 25

Model 773

(Not available in 24" sections)
Ranch Windows p24 & 26



**Raised Ranch Panel
Model 770**

Ranch Windows p24 & 26

Model 767 ◊

Carriage Windows p24 & 25

Model 787 ◊

Standard Windows p24 & 27



**Raised Standard Panel
Model 780**

Standard Windows p24 & 27

Model 768 ◊

Carriage Windows p24 & 25

Model 778 ◊

Ranch Windows p24 & 26



**Raised Sculptured Panel
Model 790**

Standard Windows p24 & 27

Model 769 ◊

Carriage Windows p24 & 25

Model 779 ◊

Ranch Windows p24 & 26

◊ = Due to variances in window sizes, not all window and panel stamp configurations align.

Insulated Steel