


Marquis Broadway Spec Sheet


Size	77 x 77 x 36 in
Capacity/Seating	5
Jets	30
Pumps	1 or 2 160 or 320 GPM
Electrical	60 Hz, 240V/30/ 50A
Filtration	1 filter
Water Capacity	310 gal
Weight Dry/Full	530/3115 lb




DuraShell Colors



Alba




Midnight Canyon




Glacier



Sterling Silver



Tuscan Sun



Winter Solstice

Hi-Res Color Display Topside
 Century II Jets: Adjustable/interchangeable & stainless steel
 Whitewater 4-jets
 Neck Jets
 ConstantClean™+ (In-Line Sanitation + CD Ozone)
 Icyne® foam over plumbing
 All-weather cabinets
 All available acrylic colors
 Backlit pop-up waterfall feature
 Twilight™ LED Lighting

Cabinet Colors

Covers



Black Weathershield

Harbor



Hickory



Granite



Winter Solstice