


Marquis Monaco Spec Sheet


| | |
|------------------|---------------------------------|
| Size | 80 x 36 in |
| Capacity/Seating | 5 |
| Jets | 23 |
| Pumps | 1 pump 120 or 160 GPM |
| Electrical | 60 Hz, 120V/15 A or 240V/30/50A |
| Filtration | 1 filter |
| Water Capacity | 250 gal |
| Weight Dry/Full | 500/2590 |




DuraShell Colors



Alba




Midnight Canyon




Glacier



Sterling Silver



Tuscan Sun



Winter Solstice

Hi-Res Color Display Topside
 Century II Jets: Adjustable/interchangeable & stainless steel
 Whitewater 4-jets
 ConstantClean™+ (In-Line Sanitation + CD Ozone)
 Icynene® foam over plumbing
 All-weather cabinets
 All available acrylic colors
 Backlit pop-up waterfall feature
 Twilight™ LED Lighting

Cabinet Colors

Covers



Black Weathershield

Harbor




Hickory




Granite



Sterling Silver



Tuscan Sun



Winter Solstice