



Bufftech[®]

Molded and Extruded Fence Products



CertainTeed
SAINT-GOBAIN

The Bufftech® Advantage

Two innovative product lines under one great brand

Long-lasting beauty, superior performance and the best protection you can get – that's the Bufftech Advantage. Bufftech fence comes in an array of sophisticated styles, complementary colors and authentic TrueTexture™ finishes along with premium features to ensure it will outlast and outperform the competition. Bufftech also features a superior warranty including ColorLast® fade protection.

Molded Fence

Bufftech has reinvented fence manufacturing with its patented design of rotationally-molded fence, allowing realistic granite-stone and deep-grain wood textures molded from real wood and stone. Molded fence has very high impact-resistance and excellent sound absorption for quiet and secure outdoor living spaces and yards. These extremely durable privacy fences also offer fade-resistant colors and steel-reinforced sections.

Extruded Fence

Bufftech extruded fence is the undisputed leader in style, color and texture. Our innovative textures are molded from real wood to deliver the most authentic look available today. Fade-resistant colors, high-quality accessories, durable hardware and steel reinforced rails ensure a long-lasting installation. Extruded fence also offers SureStart™ protection, an exclusive CertainTeed benefit covering warranted repair and replacement costs, including labor, for five years after installation.



Chesterfield CertaGrain Texture in Timber Blend

Colors, Textures & Performance

Bufftech Molded Fence.....	4
Bufftech Extruded Fence.....	12

Privacy (Molded)

Allegheny®.....	6
Sherwood.....	8
Gates.....	10
Accessories.....	11

Privacy (Extruded)

Brookline CertaGrain® & Smooth.....	14
Galveston CertaGrain® & Smooth.....	16
Chesterfield CertaGrain®.....	18
Chesterfield CertaGrain® Decorative Accents & Styles.....	20
Chesterfield Smooth.....	22
Chesterfield Smooth Decorative Accents & Styles.....	24
New Lexington.....	26
New Lexington Decorative Accents & Styles.....	28

Semi-Private

Breezewood.....	30
Imperial Select Cedar & Smooth.....	32
Columbia.....	34
Millbrook.....	35

Contemporary

Baron Select Cedar & Smooth.....	36
Princeton.....	38
Countess.....	40
Victorian.....	41

Classic

Manchester.....	42
-----------------	----

Traditional

Danbury Select Cedar & Smooth.....	44
Rothbury.....	46
Cape Cod.....	47

Post & Rail

4-Rail.....	48
3-Rail.....	50
2-Rail.....	51
Crossbuck.....	51

Extruded Gates.....	52
---------------------	----

Extruded Accessories.....	54
---------------------------	----

Happily Ever After.....	55
-------------------------	----

Invest in Quality for a Lifetime.....	56
---------------------------------------	----

Specifications.....	58
---------------------	----



Bufftech® Molded Fence

The Bufftech Advantage starts with details.

Patented Construction

Rotationally-molded allowing realistic granite-stone appearance and dramatic wood texture.

Internal Reinforcement

with galvanized steel to withstand significant impact or wind load without compromising aesthetics.


Sound Barrier

Blocks 98% of direct sound.


Color & Texture

Bufftech fence products set the standard for the latest innovations in decorative privacy. From our proprietary manufacturing process to our vibrant colors, CertainTeed is the undisputed leader in color and texture. Our TrueTexture™ finish is molded from real wood and stone to deliver the most authentic look available today. Plus, Bufftech is virtually maintenance-free, and never needs staining or painting. For complete style and color specifications, see page 58.

Allegheny®



Sherwood



Colors throughout this brochure are simulated.

Consult product color samples before making final selection.

Performance

Bufftech's molded fence is made with a proprietary blend of polyethylene plastic and is reinforced with galvanized steel. Our extremely durable fence creates solid privacy and security without compromising aesthetics.



With exclusive WindZone™ performance, Bufftech fence is engineered for use in high wind and hurricane conditions, as approved by Miami-Dade County NOA #20-0303.01*. Recognized as the most stringent standards in the country, Miami-Dade test protocols include dynamic wind load testing up to 115 mph.



The Bufftech line meets requirements of the ASTM and includes styles that comply with local codes for swimming pool applications. Check with your local building code official as local codes may vary.



Allegheny panels block 98% of direct sound, with an (STC) sound transmission class of 26, to create quiet spaces.

*Miami-Dade County-approved NOA #20-0303.01, for exceptional performance in high wind conditions. To comply with WindZone Performance, additional items are needed for installation. Please reference our product catalog. Expires 4/4/2023.

Peace of Mind

CertainTeed stands behind the Bufftech molded fence line with an exceptional lifetime limited warranty.



Bufftech Sherwood and Allegheny have CertainTeed's ColorLast® fade protection. UV inhibitors protect against the sun's harsh rays to maintain vibrant colors. Our polymers have been tested to withstand extreme weather conditions with little or no fading.

Graffiti resistance makes removing graffiti easy by using a high-powered pressure washer.



CertainTeed is actively pursuing strategies to reduce our environmental impact, while increasing the sustainability of our operations and products. CertainTeed conducted a Life Cycle Assessment (LCA) that was submitted to the National Institute of Standards and Technology (NIST) and was published in the building product LCA database, BEES (Building for Environmental and Economic Sustainability).



A company you can trust. For more than 100 years, homeowners and building professionals alike have relied on CertainTeed as a trusted source of innovative, high-quality building products. Bufftech® continues this long-standing tradition with its superior fence line, proudly made in the U.S.A.

Allegheny®



Allegheny

Bufftech's patented design of rotationally-molded fence allows realistic stone appearance and superior performance. Allegheny has excellent impact-resistance and creates an excellent sound barrier.

Panel Sizes: 6' x 6', 4' x 8'

Heights: 4' & 6'

Stackable: 8' & 12'

Steel Reinforced Panels






Allegheny in Black Granite

4'x 8' and 6'x6' panels are stackable.

Sherwood



Sherwood

Bufftech's patented design of rotationally-molded fence allows realistic wood appearance and superior performance. Extremely durable, Sherwood provides excellent sound absorption for a quieter outdoor space.

Panel Sizes: 6' x 6', 4' x 8'

Heights: 4' & 6'


Stackable: 8'

Steel Reinforced Panels






Sherwood in Gold Cedar



4'x 8' panels are stackable.

Gates




Allegheny in Beige Granite

1.5" x 1.5" galvanized internal steel frame

Bufftech offers Gates in 3', 4', 5' and 6' widths and may be double hung for 7', 8', 9', 10', 11' or 12' openings.

Gates include premium stainless steel hardware, self-closing hinges and pad lockable latch.



Accessories

MOLDED FENCE



Allegheny in Beige Granite

Caps



Single Cap




Double Cap



Double Cap 45°


Skirts



Corner Post



Line Post



End/Gate Post



Bufftech® Extruded Fence

The Bufftech Advantage starts with details.

Precision Routing assures a clean, realistic look without visible glue or screws.

Heavyweight Pickets provide impact resistance and reduces movement.


Internal Reinforcement limits sagging and maintains a strong and sturdy performance.

Color and Texture leader featuring three finishes and eleven colors.

Color & Texture

CertainTeed sets the standard for the latest innovations in sophisticated styling. From our proprietary texturing process to our unique shades and stain blends, CertainTeed is the undisputed leader in color and texture. Our TrueTexture™ finish is molded from real wood to deliver the most authentic look available today. Benefit from the power to mix and match post and picket colors for a more unique look. Plus, Bufftech is virtually maintenance-free, and never needs staining or painting. For complete style and color specifications, see page 58.

Smooth



Select Cedar



CertaGrain®



Performance

Bufftech's premium features, including high-quality raw materials, reinforced rails, heavyweight pickets, routed rails and fence posts, and concealed fasteners, ensure it will outlast and outperform other vinyl fences.



With exclusive WindZone™ performance, Bufftech fence is engineered for use in high wind and hurricane conditions, as approved by Miami-Dade County NOA #20-0303.02*. Recognized as the most stringent standards in the country, Miami-Dade test protocols include dynamic wind load testing up to 115 mph.



The Bufftech line also meets requirements of the ASTM and includes styles that comply with local codes for swimming pool applications. Check with your local building code official as local codes may vary.




Bufftech panels block 98% of direct sound, with an (STC) sound transmission class of 21, to create quiet spaces.

*Miami-Dade County-approved NOA #20-0303.02, for exceptional performance in high wind conditions. To comply with WindZone Performance, additional items are needed for installation. Please reference our product catalog. Expires 3/13/2024.

Peace of Mind

CertainTeed stands behind the Bufftech line with an exceptional lifetime limited transferable warranty. SureStart™ protection, an exclusive CertainTeed benefit, covers warranted repair and replacement costs—including labor, for five years after installation.



CertainTeed also guarantees the performance of Bufftech's darker colors and stain blends with our proprietary ColorLast® fade protection, a state-of-the-art acrylic formulation that provides superior protection from the harsh rays of the sun.



CertainTeed is actively pursuing strategies to reduce our environmental impact, while increasing the sustainability of our operations and products. CertainTeed conducted a Life Cycle Assessment (LCA) that was submitted to the National Institute of Standards and Technology (NIST) and was published in the building product LCA database, BEES (Building for Environmental and Economic Sustainability).



A company you can trust. For more than 100 years, homeowners and building professionals alike have relied on CertainTeed as a trusted source of innovative, high-quality building products. Bufftech® continues this long-standing tradition with its superior fence line, proudly made in the U.S.A.

Brookline



Brookline CertaGrain Texture in Arctic Blend



Brookline CertaGrain® Texture

Bufftech's woodgrain texture offers the authentic visual of wood in an easy-to-maintain vinyl design. Both top and bottom rails feature steel reinforcement for added strength and durability.




Heights: 4', 5' & 6'

Picket Style: 7/8" x 7" Tongue & Groove

Post Centers: 6'

Steel Reinforced Top & Bottom Rail

Cap Styles (shown in Sierra Blend)



Textured
Flat Top External



Textured
New England



Brookline Smooth Finish in White

White

Almond

Natural
Clay

Brookline Smooth

Brookline's modern style combines the luxury of complete privacy with durability and low-maintenance. Top rails in ColorLast® colors feature steel reinforcement for added support.




Heights: 4', 5' & 6'

Picket Style: 7/8" x 7" Tongue & Groove

Post Centers: 6'

Steel Reinforced Bottom Rail

Cap Styles (shown in White)



Gothic


Flat External

New England

Ball

Ball Cap not available in Natural Clay

Galveston



Improved midrail design
for easier installation.

Note: new design available in
Texture and Smooth

Galveston CertaGrain Texture in Sierra Blend



Galveston CertaGrain® Texture

Available in 7' and 8' heights, Galveston — our tallest privacy fence offers the ultimate in complete privacy and is suitable for commercial applications.




Note: posts require reinforcement

Heights: 7' & 8'



Picket Style: 7/8" x 7" Tongue & Groove
Steel Reinforced Top, Mid & Bottom Rail

Cap Styles (shown in Sierra Blend)



Textured
Flat Top External

Textured
New England



Distinctive Deco Rail Design available with smooth fence styles.

Galveston Smooth Finish in Almond

White

Almond

Galveston Smooth Finish


Heights: 7' & 8'

Picket Style: 7/8" x 7" Tongue & Groove
Steel Reinforced Top, Mid & Bottom Rail

Cap Styles (shown in White)



Gothic



Flat External



New England



Ball



White

Almond

Galveston Smooth Finish with Lattice and Victorian (not shown)

Heights: 6' 8" plus 1' 4" Accent

Picket Style: 7/8" x 7" Tongue & Groove
Steel Reinforced Top, Mid & Bottom Rail

Note: posts require reinforcement

Chesterfield CertaGrain® Texture



Chesterfield CertaGrain® Texture

Bufftech's authentic woodgrain texture and "multi-chromatic" color blends recreate the natural beauty of stained wood in an easy-to-maintain vinyl design. Top rails in ColorLast® colors feature reinforcement for added strength and durability.




Heights: 4', 5' & 6'

Picket Style: 7/8" x 7" Tongue & Groove
Steel Reinforced Bottom Rail


Cap Styles (shown in Sierra Blend)




Textured
Flat Top External



Textured
New England



Chesterfield CertaGrain Texture in Arbor Blend



**Freedom to mix and match
post and picket colors.**

Chesterfield CertaGrain Texture in contrasting
colors: Brazilian Blend posts and rails with
Frontier Blend pickets.

Chesterfield CertaGrain® Texture Decorative Accents and Styles

Customers look to CertainTeed for the latest innovations in style and performance. We're bringing you privacy in a different view with Chesterfield's expanded selection of CertaGrain® Texture Decorative Accents and Styles.

Add a unique, decorative style in one of four rich blend colors with Chesterfield Concave and Convex to make your fence stand out among the rest.



Chesterfield CertaGrain Texture with Convex in Weathered Blend

with Convex



Heights: 6' & 6-1/2'

Picket Style: 7/8" x 7" Tongue & Groove
Steel Reinforced Bottom Rail



Chesterfield CertaGrain Texture with Concave in Brazilian Blend

with Concave



Heights: 6'

Picket Style: 7/8" x 7" Tongue & Groove
Steel Reinforced Bottom Rail



Transition from low to high fence sections. These specially designed fence sections provide an appealing way to unify your fence installation.



with S Curve



Heights: Transitions from 6' to 4'
Picket Style: 7/8" x 7" Tongue & Groove
 Steel Reinforced Bottom Rail




with Swoop



Heights: Transitions from 6' to 4'
Picket Style: 7/8" x 7" Tongue & Groove
 Steel Reinforced Bottom Rail



For homeowners who like their privacy with a touch of style, the Chesterfield with Victorian Accent or with Spindle Accent offers two great choices.



with Victorian Accent



Heights: 4' 10" plus 1' 2" Accent
Picket Style: 7/8" x 7" Tongue & Groove
 Steel Reinforced Bottom Rail



with Spindle Accent*



Heights: 4' 10" plus 1' 2" Accent
Picket Style: 7/8" x 7" Tongue & Groove
 Steel Reinforced Bottom Rail



*Spindle Accent available in Black only

Chesterfield Smooth Finish



Chesterfield Smooth Finish in Almond and Natural Clay

White

Almond

Grey

Natural
Clay

Chesterfield Smooth Finish

Top rails in ColorLast® colors feature reinforcement for added strength and durability.



STC 21


Heights: 4', 5' & 6'

Picket Style: 7/8" x 7" Tongue & Groove
Steel Reinforced Bottom Rail
(4' not available in Natural Clay)
(Grey only available for 6' height)



Distin
Deco
Desig

Cap Styles (shown in White)



Gothic

Flat Internal

Flat External

New England


Ball

Gothic Cap not available in Grey
Ball Cap not available in Natural Clay and Grey
Flat Internal Cap 4' height only

Chesterfield Smooth Finish Decorative Accents and Styles

Customers look to CertainTeed for the latest innovations in style and performance. We're bringing you privacy in a different view with Chesterfield's expanded selection of Smooth Finish Decorative Accents and Styles.

Add a unique, decorative style with Chesterfield Swoop and S Curve to make your fence stand out among the rest.



with Swoop STC 21

Ideal for transitioning from low to high fence.

Heights: Transitions from 6' to 4'
Picket Style: 7/8" x 7" Tongue & Groove
Steel Reinforced Bottom Rail

White

Almond



with S Curve STC 21


Ideal for transitioning from low to high fence.

Heights: Transitions from 6' to 4'
Picket Style: 7/8" x 7" Tongue & Groove
Steel Reinforced Bottom Rail

White

Almond

For homeowners who like their privacy with a touch of style, Chesterfield Smooth offers four great choices.



* Freedom to mix and match post and picket colors.

with Lattice Accent*



Heights: 4' 8" plus 1' 4" Accent
& 3' 8" plus 1' 4" Accent

Picket Style: 7/8" x 7"

Tongue & Groove

Steel Reinforced Bottom Rail

White

Almond



with Victorian Accent



Heights: 4' 8" plus 1' 4" Accent

Picket Style: 7/8" x 7" Tongue

& Groove and 7/8" x 1-1/2"

Steel Reinforced Bottom Rail

White

Almond



with Huntington Accent



Heights: 4' 8" plus 1' 4" Accent

Picket Style: 7/8" x 7" Tongue

& Groove and 1-1/2" Square

Steel Reinforced Bottom Rail

White

Almond



with Westminster Accent




Heights: 4' 8" plus 1' 4" Accent

Picket Style: 7/8" x 7" Tongue

Steel Reinforced Bottom Rail

White

New Lexington



White

Almond

New Lexington

New Lexington offers dependable performance at an economical price with features you'd expect to find on higher-end fence products. New Lexington includes Bufftech's signature "v" groove picket and Classic Curve deco rail design.

Heights: 4', 5' & 6'

Picket Style: 5/8" x 11-3/8" Tongue & Groove
Steel Reinforced Bottom Rail



New Lexington in White

Distinctive
Deco Rail
Design

Cap Styles (shown in White)



Gothic



Flat Internal



Flat External



New England




Ball

New Lexington Decorative Accents and Styles

Customers look to CertainTeed for the latest innovations in style and performance. We're bringing you privacy in a different view with New Lexington's expanded selection of Smooth Finish Decorative Accents and Styles.

Add a unique, decorative style with New Lexington Swoop and S Curve to make your fence stand out among the rest.



with Swoop

Ideal for transitioning from low to high fence

Heights: Transitions from 6' to 4'

Picket Style: 5/8" x 11-3/8" Tongue & Groove
Steel Reinforced Bottom Rail

White

Almond



with S Curve

Ideal for transitioning from low to high fence

Heights: Transitions from 6' to 4'

Picket Style: 5/8" x 11-3/8" Tongue & Groove
Steel Reinforced Bottom Rail

White

Almond

For homeowners who like their privacy with a touch of style, New Lexington with Lattice and Victorian Accent offers two great choices.




with Lattice Accent

Heights: 4' 11" plus 1' 1" Accent

Picket Style: 5/8" x 11-3/8" Tongue & Groove
Steel Reinforced Bottom Rail

White

Almond



with Victorian Accent

Heights: 4' 11" plus 1' 1" Accent

Picket Style: 5/8" x 11-3/8" Tongue & Groove
Steel Reinforced Bottom Rail

White

Almond

Breezewood



Breezewood Select Cedar Texture in Arctic Blend



Breezewood Select Cedar Texture

Thru-picket "good neighbor", modern design is equally attractive on both sides. Top rails in ColorLast® colors feature reinforcement for added strength and durability.

Heights: 4', 5' & 6'

Picket Style: 7/8" x 3"

Picket Spacing: 21/32"

Steel Reinforced Bottom Rail





Cap Styles (shown in Sierra Blend)



Textured
Flat Top External



Textured
New England

Imperial



Imperial Select Cedar Texture in Tim



Imperial Select Cedar Texture



Heights: 4', 5' & 6' (5' & 6' include midrail)

Picket Style: 7/8" x 3"


Picket Spacing: 7/16"

Steel Reinforced Bottom Rail

Cap Styles (shown in Sierra Blend)



Textured
New England



Textured
Flat Top External



Imperial Smooth Finish in Almond

White

Almond

Natural
Clay

Imperial Smooth Finish



Heights: 4', 5' & 6' (5' & 6' include midrail)

Picket Style: 7/8" x 3"

Picket Spacing: 7/16"

Steel Reinforced Bottom Rail

Cap Styles (shown in White)



Gothic




Flat Internal



Flat External



New England



Ball

Gothic Cap not available in Natural Clay for 4' heights

Ball Cap not available in Natural Clay

Flat Internal Cap not available for 6' height

Columbia



Columbia in White

White

Columbia



Heights: 6'

Picket Style: 7/8" x 6" Ribbed


Picket Spacing: 4-9/16"

Columbia uses Millbrook style gate
Aluminum Reinforced Bottom Rail


Cap Styles



Gothic



Flat External



New England



Ball

Millbrook

EXTRUDED SEMI-PRIVATE FENCE



Millbrook in White

White

Millbrook

Heights: 5' & 6'

Picket Style: 7/8" x 6" Ribbed

Picket Spacing: 13/16"

Steel Reinforced Bottom Rail


Cap Styles




Gothic



Flat External



New England



Ball

Baron



Baron Select Cedar Texture with Midrail in Weathered Blend



Baron Select Cedar Texture

Thru-picket "good neighbor" design is equally attractive on both sides. Top rails in ColorLast® colors feature reinforcement for added strength and durability.



Heights: 4', 5' & 6' (5' & 6' include midrail)

Picket Style: 7/8" x 3"

Picket Spacing: 2-15/16"

Steel Reinforced Bottom Rail

Cap Styles (shown in Sierra Blend)



Textured
New England

Textured
Flat Top External


Baron Smooth Finish in White

White

Almond

Natural
Clay

Baron Smooth Finish



Heights: 4', 5' & 6' (5' & 6' include midrail)

Picket Style: 7/8" x 3"

Picket Spacing: 2-15/16"

Steel Reinforced Bottom Rail


Cap Styles (shown in White)



Gothic



Flat Internal



Flat External



New England



Ball

Gothic Cap not available in Natural Clay for 4' height
Ball Cap not available in Natural Clay

Princeton



White

Almond

Princeton

Heights: 4', 5' & 6' (5' & 6' include midrail)

Picket Style: 7/8" x 1-1/2"

Picket Spacing: 1-3/4"

Steel Reinforced Bottom Rail





Princeton with Midrail in White

White

Almond

Princeton with Midrail


Cap Styles (shown in White)




Gothic




Flat Internal



Flat External



New England



Ball

Flat Internal Cap not available for 6' height

Countess



Countess in White

White

Almond



Countess with Midrail in White

Countess



Heights: 4', 5' & 6' (5' & 6' include midrail)

Picket Style: 7/8" x 1-1/2", 7/8" x 3"


Picket Spacing: 2-5/16"

Steel Reinforced Bottom Rail


Cap Styles (shown in White)




Gothic




Flat Internal



Flat External



New England



Ball

Flat Internal Cap not available for 6' height

Victorian

EXTRUDED CONTEMPORARY FENCE

Victorian in White

White

Almond



Victorian with Midrail in Almond

Victorian

Heights: 4', 5' & 6' (5' & 6' include midrail)

Picket Style: 7/8" x 1-1/2"

Picket Spacing: 3-5/8"

Steel Reinforced Bottom Rail


Cap Styles (shown in White)




Gothic




Flat Internal



Flat External



New England



Ball

Flat Internal Cap not available for 6' height

Manchester



Manchester in White

White

Almond

Manchester

Thru-picket "good neighbor" design is equally attractive on both sides. Thru-picket styles are 8' wide.

Heights: 3' & 4'

Picket Style: 1-1/2" Square

Picket Spacing: 1-9/16"

Steel Reinforced Bottom Rail



Manchester in White

White

Almond

Manchester Concave


Cap Styles (shown in White)



Gothic




Flat Internal



Flat External



New England



Ball

Danbury



Danbury Select Cedar Texture in Sierra Blend



Danbury Select Cedar Texture Straight/Concave

Thru-picket "good neighbor" design is equally attractive on both sides. Thru-picket styles are 8' wide.


Heights: 4'

Picket Style: 3" Pointed Picket

Picket Spacing: 2-15/16"

Steel Reinforced Bottom Rail

Cap Styles (shown in Sierra Blend)



Textured Flat
Top External

Textured
New England



Danbury Smooth Finish Straight in White

White

Almond

Natural
Clay



Danbury Concave in White

Danbury Smooth Finish Straight/Concave

Thru-picket "good neighbor" design

Heights: 4'

Picket Style: 3" Pointed Picket

Picket Spacing: 2-15/16"

Steel Reinforced Bottom Rail

Cap Styles (shown in White)



Gothic



Flat Internal



Flat External




New England



Ball

Gothic Cap not available in Natural Clay for 4' height
Ball Cap not available in Natural Clay for 4' height

Rothbury



Rothbury Concave in White

White

Almond



Rothbury Straight in White

Rothbury Straight/Concave

Thru-picket "good neighbor" design

Heights: 4'

Picket Style: 3" Dog Ear Picket

Picket Spacing: 2-15/16"

Steel Reinforced Bottom Rail


Cap Styles (shown in White)




Gothic




Flat Internal



Flat External



New England



Ball


Cape Cod

EXTRUDED TRADITIONAL FENCE



Cape Cod Concave

White



Cape Cod Straight


Cape Cod Straight/Concave

Heights: 3' & 4'

Picket Style: 3" Pointed Picket

Picket Spacing: 2-7/16"


Cap Styles



Gothic



Flat Internal



Flat External



New England



Ball

Post & Rail



4-Rail CertaGrain Texture in Sierra Blend



4-Rail CertaGrain Texture

Bufftech's post & rail fence provides a safe, reliable enclosure for horses and other livestock. Available with CertaGrain Texture, our post & rail fence offers the authentic look of painted wood fence with the durability, low maintenance and proven performance of Bufftech's premium vinyl design.

Rail Size (White): 1-1/2" x 5-1/2" Ribbed
Rail Size (Blend Colors*): 2" x 6" Ribbed
Ribbed Reinforced Rails



Safe for horses

Cap Styles Textured (shown in Sierra Blend)



Textured Flat
Top External




Textured
New England


Cap Styles Smooth (shown in White)




Gothic




Flat Internal




Flat External



New England




Ball



4-Rail Smooth Finish

Rail Size: 1-1/2" x 5-1/2" Ribbed,
2" x 6" Ribbed
Ribbed Reinforced Rails



3-Rail CertaGrain Texture in Brazilian Blend


3-Rail CertaGrain Texture

Rail Size (White):
1-1/2" x 5-1/2" Ribbed
Rail Size (Blend Colors*):
2" x 6" Ribbed
Ribbed Reinforced Rails



3-Rail Smooth Finish

Rail Size:
1-1/2" x 5-1/2" Ribbed,
2" x 6" Ribbed
Ribbed Reinforced Rails





2-Rail CertaGrain Texture in Arctic Blend

2-Rail[†] CertaGrain Texture

Rail Size (White):

1-1/2" x 5-1/2" Ribbed

Rail Size (Blend Colors*):

2" x 6" Ribbed

Ribbed Reinforced Rails




2-Rail[†] Smooth Finish

Rail Size:

1-1/2" x 5-1/2" Ribbed

Ribbed Reinforced Rails



Crossbuck[†]

Rail Size: 1-1/2" x 5-1/2" Ribbed

Ribbed Reinforced Rails



*CertaGrain Post & Rail fence in Blend colors are installed on 6' post centers. Consult our product installation instructions at certainteed.com for full details.

[†] 2-Rail & Crossbuck decorative only.

Extruded Gates



Breezewood Select Cedar Texture in Brazilian Blend

Chesterfield CertaGrain Texture in Arctic Blend

Chesterfield Smooth Finish Concave Gate with Victorian Accent in White


Chesterfield CertaGrain Texture Concave Gate with Victorian Accent in Sierra Blend

Chesterfield CertaGrain Texture Convex Gate with Victorian Accent in Weathered Blend

Chesterfield Smooth Finish Convex Gate with Victorian Accent in White



Bufftech offers a wide selection of residential gates designed to match all of our fence styles, in a choice of heights and widths. Beautiful and durable, Bufftech gates deliver easy installation and great performance. Choose from unassembled gate kits or pre-assembled gates that ship ready to install.



Heavy Duty Aluminum Frame Construction

Aluminum post insert adds strength and simplifies installation

TruClose Hinge

LokkLatch Deluxe

Heavy-duty internal aluminum frame for both gate kits and pre-assembled gates

Stainless steel fasteners prevent corrosion

	Pre-Assembled Gate Widths	Unassembled Gate Kit Max Width	Extension Kit Required**
Brookline	50-1/2"	70"	Yes
Galveston	50-1/2"	50-1/2"	No
Chesterfield[†]	36-1/2" 50-1/2" 64-3/4"	70"	Yes
Chesterfield Concave Accent	50-1/2"	na	na
Chesterfield Convex Accent	50-1/2"	na	na
New Lexington	42-1/2" 50-1/2" 65-1/4"	72"	Yes
Breezewood	50"	60"	Yes
Imperial	50"	72"	Yes
Millbrook / Columbia	50"	60"	Yes
Baron	50"	72"	Yes
Princeton	50"	72"	Yes
Countess	50"	72"	Yes
Victorian	50"	72"	Yes
Manchester	50"	50"	No
Manchester Concave	na	50"	No
Danbury	50"	50"	No
Cape Cod	50"	60"	Yes
Rothbury	50"	50"	No
2-Rail*	na	72"	na
3-Rail*	na	96"	na
4-Rail*	na	96"	na
Crossbuck*	na	96"	na


[†] Not all widths available in all heights/styles

* All Gates are rackable, except Post & Rail (2-Rail, 3-Rail and 4-Rail smooth finish), and Crossbuck styles.


** For unassembled gate kits over 50" wide to achieve maximum width

Stainless Steel Gate Hardware

Give your gate the old-world look of wrought iron with our rugged, rust-free stainless steel gate hardware. The hardware includes hinge, strike and latch and is available in Black Pebble.



Strike and Latch




Hinge


High Performance Nylon Gate Hardware Kits

Versatile and virtually maintenance free, our premium nylon gate hardware offers key lockable latches, self-closing hinges and contoured gate handles. Available in Black.


LokkLatch® Key-Lockable Gate Latch, GateHandle™, MagnaLatch® Magnetic Safety Gate Latch, LokkLatch Magnetic® and TruClose® Self-Closing Gate Hinges are registered trademarks of D&D Technologies.




LokkLatch® Magnetic



LokkLatch® with External Access Kit




LokkLatch® Deluxe



MagnaLatch® Magnetic Safety Gate Latch



GateHandle™



TruClose® Adjustable, Self-Closing Gate Hinges


Accessories



PVC Post Caps

Bufftech's standard PVC post caps come in a variety of styles.

Smooth Caps



Ball


Gothic

Flat External

New England

Flat Internal

Textured Caps




Textured
New England

Textured Flat
Top External

Solar Post Caps & Lighting

Eco-friendly LED lights provide the ultimate in solar-powered accent lighting. Batteries included.



White*

Black*

*Fits both 4" x 4" and 5" x 5" post sizes.
Adapter included.



Post & Rail, 2-Rail with Certagrain Texture in Sierra Blend



Danbury Smooth Finish Concave in White



Chesterfield Certagrain Texture in Weathered Blend with S Curve



Galveston Smooth Finish in Almond



Breezewood Select Cedar Texture in Arctic Blend



Sherwood in Nantucket Gray

Happily ever after.

When you choose CertainTeed fence products for your home, you open a wide world of color and style options to express your personal design preferences. Add that to the industry-leading quality and low-maintenance performance of Bufftech and you rest assured knowing that your family will enjoy the beautiful sanctuary you have created for years to come.

Invest in quality for a lifetime.

Not all fence is the same. Bufftech® continues this long-standing tradition with its superior fence line, proudly made in the U.S.A. A building industry leader for over 100 years, CertainTeed stands behind the Bufftech line with the exceptional SureStart™ protection† for performance, including labor; lifetime limited warranty; and ColorLast® fade protection for colors and stain blends.



Made in U.S.A.



SureStart Protection



ColorLast® Fade Protection

†Bufftech extruded only.

Not all fence product warranties are the same. For example, many fence manufacturers offer a limited lifetime warranty but do not cover labor costs to remove and replace a defective fence. By selecting Bufftech® fence, you will gain peace of mind knowing that **you and your home are protected for a lifetime.**

	CERTAINTEED BUFFTECH FENCE*	Fence Competitor	Wood Fence Competitor
Length Warranty	LIFETIME	Lifetime	12 years
Color Fade Warranty	YES	None	None
Transferrable Warranty	YES**	No	No
Labor Warranty	YES**	No	No

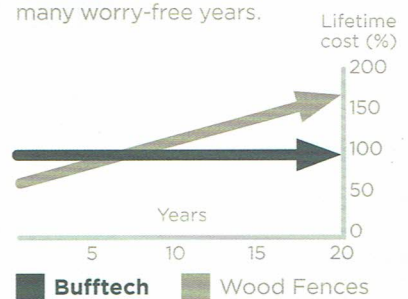
*Refer to the Bufftech Lifetime Limited Warranty to review the terms of coverage.

**Bufftech extruded only.



Contrary to what you might think, **Bufftech fence is actually less expensive than wood fence.**

Although investing in a fence may cost you more initially, this is where your expense ends. Backed by a lifetime limited warranty, you can enjoy your fence for many worry-free years.



Cost includes fence price averaged over 20 years plus maintenance and repair costs. Cost is expressed as a percentage.

Specifications & Color Availability

		Fence Type	Height	Racking	Post Size	Section Width	Picket Size	Picket Spacing	Code	Metal Rail/Panel Reinforcement	
Privacy	Allegheny®	Molded	4', 6'	Steeping Recommended	5" x 5"	72", 96"	N/A	N/A		Top, Bottom	
	Sherwood	Molded	4', 6'	Steeping Recommended	5" x 5"	72", 96"	N/A	N/A		Top, Bottom	
	Brookline Smooth	Extruded	4', 5', 6'	Steeping Recommended	5" x 5"	72"	7/8" x 7" Tongue & Groove	N/A		Bottom**	
	Brookline CertaGrain®	Extruded	4', 5', 6'	Steeping Recommended	5" x 5"	72"	7/8" x 7" Tongue & Groove	N/A		Bottom**	
	Galveston Smooth	Extruded	7', 8'	5° *	5" x 5"	96"	7/8" x 7" Tongue & Groove	N/A		Top, Middle, Bottom	
	Galveston CertaGrain®	Extruded	7', 8'	5° *	5" x 5"	96"	7/8" x 7" Tongue & Groove	N/A		Top, Middle, Bottom	
	Chesterfield Smooth	Extruded	4', 5', 6'	10° *	5" x 5"	96"	7/8" x 7" Tongue & Groove	N/A		Bottom**	
	Chesterfield CertaGrain®	Extruded	4', 5', 6'	10° *	5" x 5"	96"	7/8" x 7" Tongue & Groove	N/A		Bottom**	
	New Lexington	Extruded	4', 5', 6'	7° *	5" x 5"	96"	5/8" x 11-3/8" Tongue & Groove	N/A		Bottom	
Semi-Private	Breezewood Select Cedar	Extruded	4', 5', 6'	Steeping Recommended	5" x 5"	96"	7/8" x 3"	21/32"		Bottom**	
	Imperial Smooth	Extruded	4'	10°	4" x 4"	96"	7/8" x 3"	7/16"		Bottom**	
			5', 6'	5°	5" x 5"						
	Imperial Select Cedar	Extruded	4'	10°	5" x 5"	96"	7/8" x 3"	7/16"		Bottom**	
	5', 6'	5°	5" x 5"								
Columbia	Extruded	6'	5°	5" x 5"	96"	7/8" x 6" Ribbed	4-9/16"		Bottom (Aluminum)		
Millbrook	Extruded	5', 6'	5°	5" x 5"	96"	7/8" x 6" Ribbed	13/16"		Bottom		
Contemporary	Baron Smooth	Extruded	4'	10°	4" x 4"	96"	7/8" x 3"	2-15/16"		Bottom**	
			5', 6'	5°	5" x 5"						
	Baron Select Cedar	Extruded	4'	10°	5" x 5"	96"	7/8" x 3"	2-15/16"		Bottom**	
	5', 6'	5°	5" x 5"								
	Princeton	Extruded	4'	10°	5" x 5"	96"	7/8" x 1-1/2"	1-3/4"		Bottom	
5', 6'	5°	5" x 5"									
Countess	Extruded	4'	10°	5" x 5"	96"	7/8" x 1-1/2"	2-5/16"		Bottom		
5', 6'	5°	5" x 5"									
Victorian	Extruded	4', 5', 6'	10°	5" x 5"	96"	7/8" x 1-1/2"	3-5/8"		Bottom		
Classic	Manchester	Extruded	3', 4'	5°	5" x 5"	96"	1-1/2" x 1-1/2"	1-9/16"		Bottom	
Traditional	Danbury Smooth	Extruded	4'	5°	4" x 4"	96"	7/8" x 3"	2-15/16"		Bottom	
	Danbury Select Cedar	Extruded	4'	5°	5" x 5"	96"	7/8" x 3"	2-15/16"		Bottom	
	Rothbury	Extruded	4'	5°	4" x 4"	96"	7/8" x 3"	2-15/16"		Bottom	
	Cape Cod	Extruded	3', 4'	15°	4" x 4"	72"	7/8" x 3"	2-7/16"		None	
Post & Rail	Post & Rail Smooth	Extruded	3', 4', 5'	5°	5" x 5"	96"	N/A	N/A		None	
	Post & Rail CertaGrain®	Extruded	3', 4', 5'	5°	5" x 5"	96" White 72" Blend Colors	N/A	N/A		None	
	Crossbuck	Extruded	4'	5°	5" x 5"	96"	N/A	N/A		None	

*Accents will reduce the amount of racking


**Reinforced top rail for ColorLast® colors

Rails		White	Almond	Grey	Natural Clay	Weathered Blend	Timber Blend	Frontier Blend	Arbor Blend	Arctic Blend	Brazilian Blend	Sierra Blend	Brown Granite	Beige Granite	Gray Granite	Black Granite	Dark Brown Granite	Walnut Brown	Red Cedar	Nantucket Gray	Black Oak	Gold Cedar
													●	●	●	●	●					
																		●	●	●	●	●
	2" x 6" Deco x 71"	●	●		●																	
	2" x 6" Channeled x 71"					●				●	●	●										
	2" x 6" Deco x 95" (Top/Bottom) 2" x 6" x 95" (Midrail)	●	●																			
	2" x 6" Channeled x 95" (Top/Bottom) 2" x 6" x 95" (Midrail)				●	●		●	●	●	●	●										
	2" x 6" Deco x 95"	●	●	●	●																	
	2" x 6" Channeled x 95"	●	●		●	●	●	●	●	●	●	●										
	1-1/2" x 5-1/2" Deco x 95"	●	●																			
	2" x 6" x 95"	●	●		●	●				●	●	●										
	1-3/4" x 3-1/2" x 95-1/2"	●	●		●																	
	1-3/4" x 3-1/2" x 95-1/2"	●	●		●	●	●	●	●	●	●	●										
	3-1/2" x 3-1/2" x 94"	●																				
	2" x 6" x 94-1/2" (Top/Bottom) 1-3/4" x 3-1/2" x 94-1/2" (Midrail)	●																				
	1-3/4" x 3-1/2" x 95-1/2"	●	●		●																	
	1-3/4" x 3-1/2" x 95-1/2"	●	●		●	●	●	●	●	●	●	●										
	1-3/4" x 3-1/2" x 95-1/2"	●	●																			
	1-3/4" x 3-1/2" x 95-1/2"	●	●																			
	1-3/4" x 3-1/2" x 95-1/2"	●	●																			
	2" x 6" x 94-1/2" (Bottom) 2" x 3-1/2" x 95" (Top)	●	●																			
	1-3/4" x 3-1/2" x 95-1/2"	●	●		●																	
	1-3/4" x 3-1/2" x 95-1/2"	●	●		●	●			●	●		●										
	1-3/4" x 3-1/2" x 95-1/2"	●	●																			
	1-3/4" x 3-1/2" x 71-1/2"	●																				
	1-1/2" x 5-1/2" Ribbed or 2" x 6" Ribbed	●	●																			
	1-1/2" x 5-1/2" Ribbed (white) or 2" x 6" Ribbed (blend colors)	●				●				●	●	●										
	1-1/2" x 5-1/2" Ribbed	●																				


* 5' and 6' fence height meet pool code

Colors and Textures Molded

Allegheny®




Sherwood



Colors and Textures Extruded

Smooth



Select Cedar



CertaGrain®



Make a Smart Investment

PERFORMANCE FEATURES

Bufftech

Lifetime limited warranty	✓
Transferable warranty*	✓
5-year labor warranty*	✓
Dark color fade warranty	✓
Made in the USA	✓
Never needs painting or staining	✓
Won't chip, peel, crack or splinter	✓
Won't rot or support mold growth	✓
Impervious to termites/wood-boring insects	✓
Lead free	✓
No harmful chemicals	✓
High-quality raw materials	✓
Concealed fasteners	✓
Rigid design	✓
Wide choice of colors	✓
Innovative textures	✓
Steel reinforced rails	✓
Class A rating for flame spread*	✓
Self-extinguishing	✓
Easy to assemble	✓
Building code compliant	✓
Meets ASTM standards	✓

*Bufftech extruded only



Imperial Select Cedar Texture in Sierra Blend



facebook.com/CertainTeed



youtube.com/certainteedsaintgobain



CertainTeed

CEILINGS • DECKING • FENCE • GYPSUM • INSULATION • RAILING • ROOFING • SIDING • TRIM

20 Moores Road Malvern, PA 19355 Professional: 800-233-8990 Consumer: 800-782-8777 certainteed.com