



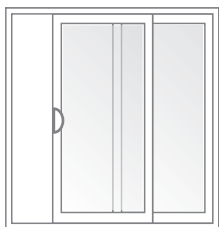
Sliding Patio Door

Premier Sliding Patio Door

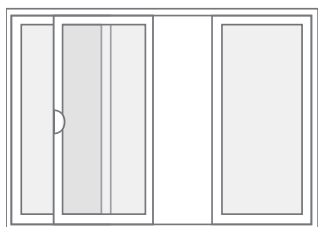
Great Lakes Window Sliding Patio Doors are designed to provide a beautiful, seamless transition from your home to the outdoors. They glide open smoothly – perfect for entertaining during the summer months – and close tight to protect your home from the elements throughout the year. With a variety of panel configurations and style options, you can create a door that coordinates with the inside and outside of your home.



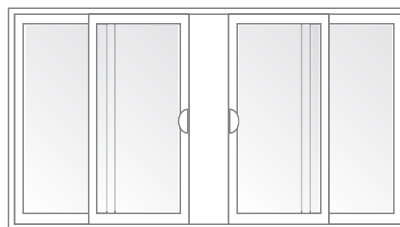
Panel Configurations



Two panel widths: 5', 6', 8'



Three panel widths: 9', 12'



Four panel widths: 10', 12', 16'

Door heights: 6'8", 6'10", 8'
6'10" door height is only available in the following panel widths: 6', 2-panel; 9' 3-panel; and 12' 4-panel doors. Both two- and three-panel configurations are available with right-hand or left-hand operation. Custom sizes are also available.

Sidelites and Transoms

Create a unique look for your home by adding sidelites on either side of your patio door or transoms above.

Door Handle Finishes

Standard Handlesets



White

Beige

Premium Upgraded Handlesets



Satin Nickel

Oil-Rubbed Bronze

Classic Brass



Locking Systems

Choose from single, dual or our unique three-point locking system, for added security.



Fiberglass Threshold

A heavy-duty fiberglass threshold with a stainless steel roller guide delivers superior strength, resists frost and condensation and makes operating a breeze.

